
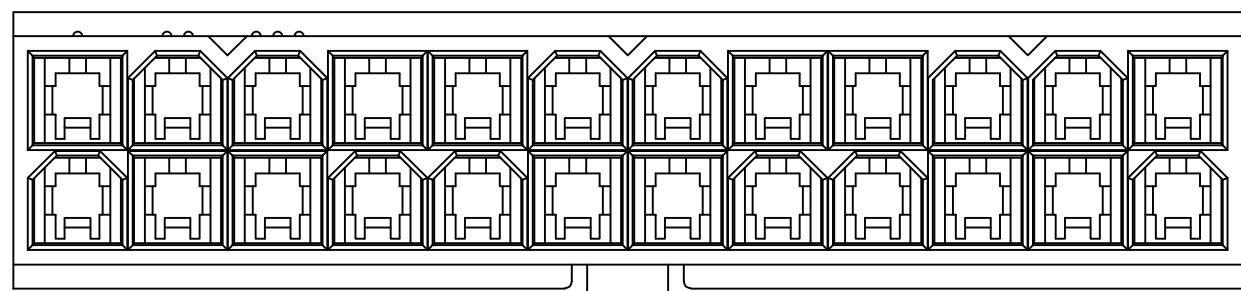
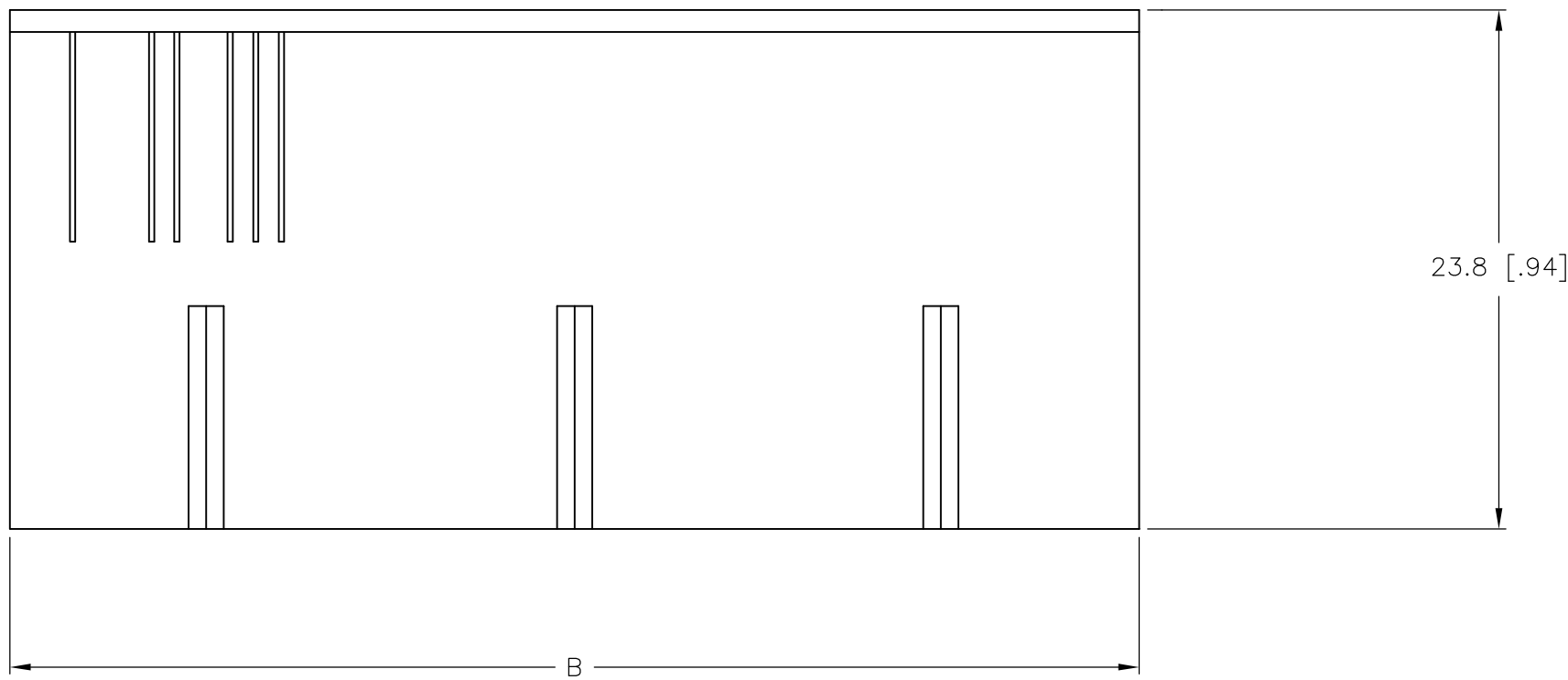
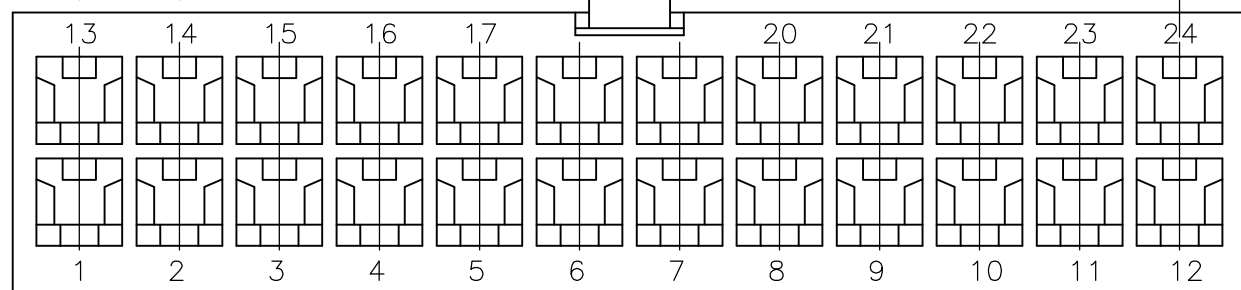
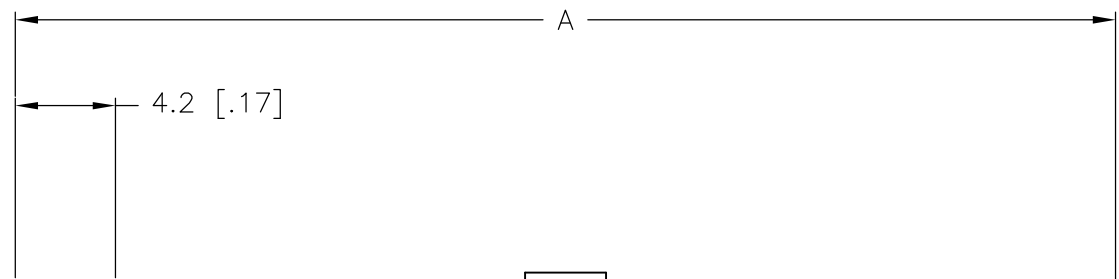
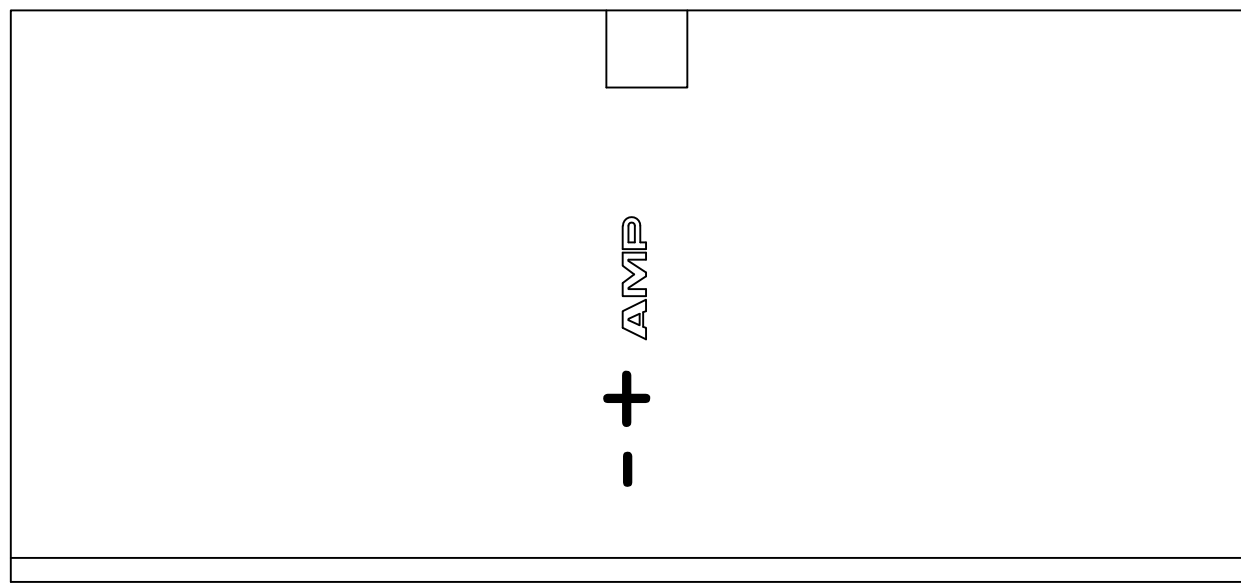



THIS DRAWING IS UNPUBLISHED. RELEASED FOR PUBLICATION  
 © COPYRIGHT BY TYCO ELECTRONICS CORPORATION. ALL RIGHTS RESERVED.

LOC		DIST		REVISIONS			
P	LTR	DESCRIPTION		DATE	DWN	APVD	
	D	REVISED PER ECR 10-018921		13SEPT10	JR	TM	



2 POSITION ONLY



- 1 POLYAMIDE, UL94V-2, WHITE.
- 2 FLAMMABILITY V2 FOR THICKNESS 0.38mm, 1.5mm, and 3.0mm PER IEC 60695-11-10.
- 3 GLOW-WIRE FLAMMABILITY (GWFI) 800°C FOR THICKNESS 0.38mm AND 0.75mm PER IEC 60695-2-12.
- 4 GLOW-WIRE FLAMMABILITY (GWFI) 960°C FOR THICKNESS 1.5mm AND 3.0mm PER IEC 60695-2-12.
- 5 GLOW-WIRE IGNITION (GWIT) 825°C FOR THICKNESS 0.38mm, 0.75mm, 1.5mm AND 3.0mm PER IEC 60695-2-13.

51.6	46.2	24	2-1586862-4
47.4	42.0	22	2-1586862-2
43.2	37.8	20	2-1586862-0
39.0	33.6	18	1-1586862-8
34.8	29.4	16	1-1586862-6
30.6	25.2	14	1-1586862-4
26.4	21.0	12	1-1586862-2
22.2	16.8	10	1-1586862-0
18.0	12.6	8	1586862-8
13.8	8.4	6	1586862-6
9.6	4.2	4	1586862-4
5.4	--	2	1586862-2
DIM B	DIM A	POS	PART NUMBER

METRIC

THIS DRAWING IS A CONTROLLED DOCUMENT.

DIMENSIONS: mm [INCHES]	TOLERANCES UNLESS OTHERWISE SPECIFIED: 0 PLC ± 1 PLC ± 0.4 [.02] 2 PLC ± 0.25 [.010] 3 PLC ± 0.150 [.0059] 4 PLC ± ANGLES ± FINISH	DWN K. WHITAKER 11JUL2007	CHK C. CASH 11JUL2007	APVD C. CASH 11JUL2007	NAME Tyco Electronics Corporation Harrisburg, PA 17105-3608
MATERIAL	FINISH	APPLICATION SPEC		WEIGHT	SIZE A2
CUSTOMER DRAWING		CAGE CODE 00779		DRAWING NO C=1586862	RESTRICTED TO -
		SCALE 1:1		SHEET 1 of 1	REV D

# Mouser Electronics

Authorized Distributor

Click to View Pricing, Inventory, Delivery & Lifecycle Information:

[TE Connectivity:](#)

[1-1586862-6](#)