

## Base strip - DFK-PC 6-16/ 7-GF-10,16 - 1701582

Please be informed that the data shown in this PDF Document is generated from our Online Catalog. Please find the complete data in the user's documentation. Our General Terms of Use for Downloads are valid (<http://phoenixcontact.com/download>)

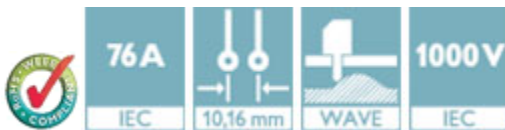
Header, Nominal current: 76 A, Rated voltage (III/2): 1000 V, Number of positions: 7, Pitch: 10.16 mm, Color: green, Contact surface: Silver, Mounting: Wave soldering



The figure shows a 5-pos. version of the product

### Product Features

- Panel thickness of 1 mm to 3 mm
- For soldering onto the PCB
- Mounted on the housing panel by means of tool-free snap-lock mechanism or conventional screw connection
- Feed-through headers for use in combination with all PC 6 and PC 16 plugs



### Key Commercial Data

Packing unit	1 pc
Minimum order quantity	10 pc
Weight per Piece (excluding packing)	40.79 g
Custom tariff number	85366990
Country of origin	Poland

### Technical data

#### Dimensions

Length	34 mm
Pitch	10.16 mm
Dimension a	60.96 mm
Constructional height	19 mm
Length of the solder pin	4.1 mm
Pin dimensions	1,0 x 1,2 mm
Pin spacing	10.16 mm

## Base strip - DFK-PC 6-16/ 7-GF-10,16 - 1701582

### Technical data

#### Dimensions

Hole diameter	1.7 mm
---------------	--------

#### General

Range of articles	DFK-PC 6-16/...-GF
Insulating material group	I
Rated surge voltage (III/3)	8 kV
Rated surge voltage (III/2)	8 kV
Rated surge voltage (II/2)	6 kV
Rated voltage (III/3)	1000 V
Rated voltage (III/2)	1000 V
Rated voltage (II/2)	1000 V
Connection in acc. with standard	EN-VDE
Nominal current $I_N$	76 A
Maximum load current	76 A
Insulating material	PA
Flammability rating according to UL 94	V0
Color	green
Number of positions	7

#### Standards and Regulations

Connection in acc. with standard	EN-VDE
	CUL
Flammability rating according to UL 94	V0

### Classifications

#### eCl@ss

eCl@ss 4.0	272607xx
eCl@ss 4.1	27260701
eCl@ss 5.0	27260701
eCl@ss 5.1	27141190
eCl@ss 6.0	27260704
eCl@ss 7.0	27440402
eCl@ss 8.0	27440402
eCl@ss 9.0	27440402

#### ETIM

ETIM 3.0	EC001121
----------	----------

## Base strip - DFK-PC 6-16/ 7-GF-10,16 - 1701582

### Classifications

#### ETIM

ETIM 4.0	EC002637
ETIM 5.0	EC002637

#### UNSPSC

UNSPSC 6.01	30211810
UNSPSC 7.0901	39121409
UNSPSC 11	39121409
UNSPSC 12.01	39121409
UNSPSC 13.2	39121409

### Approvals

#### Approvals


#### Approvals

UL Recognized / SEV / cUL Recognized / EAC / IECCE CB Scheme / EAC / cULus Recognized

#### Ex Approvals

#### Approvals submitted

### Approval details

UL Recognized 			
	B	C	D
Nominal current I <sub>N</sub>	66 A	66 A	5 A
Nominal voltage U <sub>N</sub>	300 V	300 V	600 V

SEV	
Nominal current I <sub>N</sub>	76 A
Nominal voltage U <sub>N</sub>	1000 V

## Base strip - DFK-PC 6-16/ 7-GF-10,16 - 1701582


### Approvals

cUL Recognized 			
	B	C	D
Nominal current I <sub>N</sub>	66 A	66 A	5 A
Nominal voltage U <sub>N</sub>	300 V	300 V	600 V

EAC
-----

IECEE CB Scheme 	
Nominal current I <sub>N</sub>	76 A
Nominal voltage U <sub>N</sub>	1000 V

EAC
-----

cULus Recognized 
--

### Accessories

Accessories

Coding element

Coding profile - CP-PC RD - 1701967

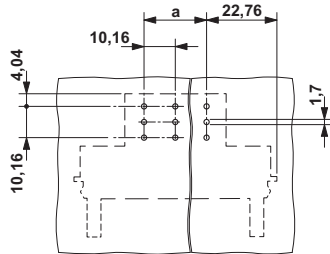


Coding profile, for plugging into the coding ribs of the plug at a later date, insulating material, color: Red

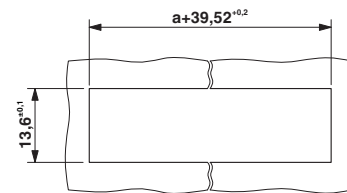
### Drawings

## Base strip - DFK-PC 6-16/ 7-GF-10,16 - 1701582

Drilling diagram

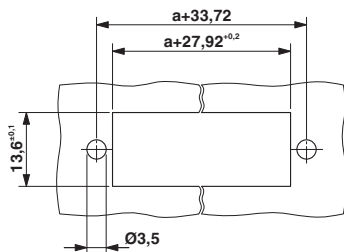


Dimensional drawing

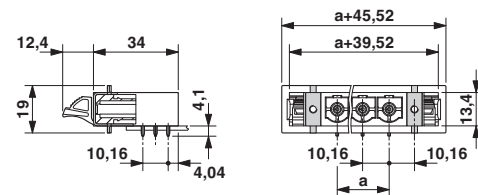


Sheet metal cutout for snap-on.

Dimensional drawing

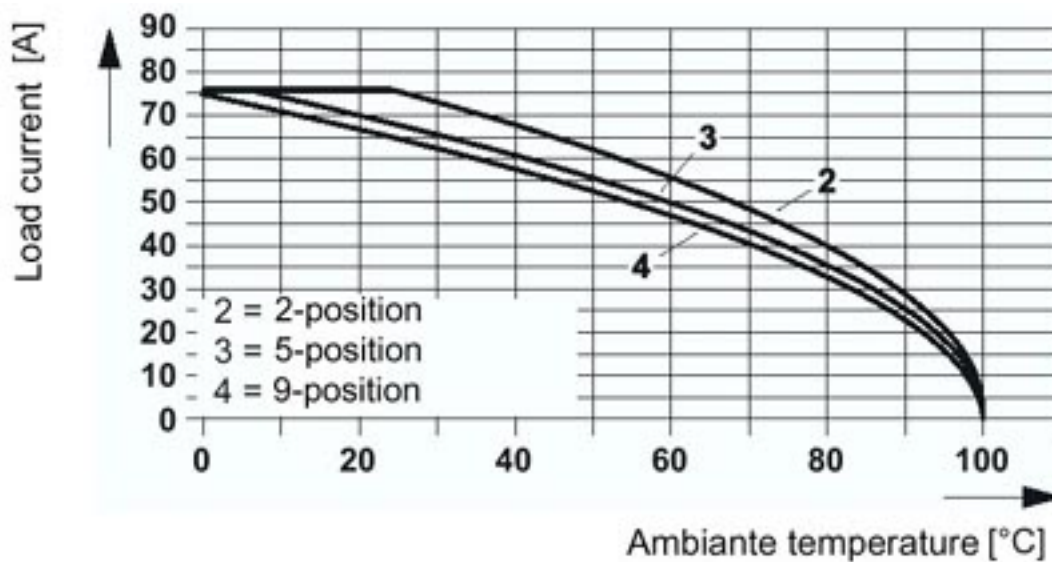


Dimensional drawing



Sheet metal cutout for screw connection.

Diagram



The illustration shows the derating curve for plugs DFK-PC(V) 6-16/....-G(F)(U)-(SH)-10,16 in combination with header PC 16/....-ST(F)-(SH)-10,16.



# Mouser Electronics

Authorized Distributor

Click to View Pricing, Inventory, Delivery & Lifecycle Information:

Phoenix Contact:

1701582