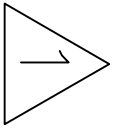


REVISIONS			
LTR	DESCRIPTION	DATE	APPROVED
J1	REVISED PER ECO-11-005139	29MAR11	HMR

NOTES:



DK-621-X413 NOT INCLUDED.

IF THIS DOCUMENT IS PRINTED IT BECOMES UNCONTROLLED.  
CHECK FOR THE LATEST REVISION.

KIT		PCN NO.	CONNECTOR	CONTACT	USAF NO.	
DK-621-0411		228389	PLUG	-----	N/A	
DK-621-0411-P		902973	PLUG	PIN	8340709-00-01	
DK-621-0411-UP		980023	PLUG	PIN	N/A	
DK-621-0411-S		191045	PLUG	SOCKET	8340709-00-02	
DK-621-0411-US		580047	PLUG	SOCKET	N/A	
DK-621-0412		149527	JACK	-----	N/A	
DK-621-0412-P		118345	JACK	PIN	8340711-00-01	
DK-621-0412-UP		734977	JACK	PIN	N/A	
DK-621-0412-S		503123	JACK	SOCKET	8340711-00-02	
DK-621-0412-US		682615	JACK	SOCKET	N/A	
DK-621-0414		341103	JACK	-----	N/A	
DK-621-0414-P		046369	JACK	PIN	N/A	
DK-621-0414-S		875101	JACK	SOCKET	N/A	

NOT AVAILABLE FOR NEW ORDERS				
ORDER EQUIVALENT DK-621-041X(-XX) CONNECTOR				
DK-621-1411		459727	PLUG	-----
DK-621-1411-P		856385	PLUG	PIN
DK-621-1411-UP		054769	PLUG	PIN
DK-621-1411-S		824175	PLUG	SOCKET
DK-621-1411-US		087739	PLUG	SOCKET
DK-621-1412		171793	JACK	-----
DK-621-1412-P		839897	JACK	PIN
DK-621-1412-UP		650513	JACK	PIN
DK-621-1412-S		051167	JACK	SOCKET
DK-621-1412-US		544577	JACK	SOCKET

# SPECIFICATION CONTROL DRAWING

UNLESS OTHERWISE SPECIFIED  
DIMENSIONS ARE IN INCHES.  
METRIC DIMENSIONS ARE  
IN BRACKETS.

DECIMALS

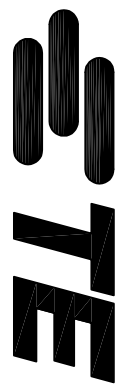
.XXX ± mm  
.XX ± mm  
ANGLES

.X ± mm


WEIGHT

lbs [ g ]

DRAWN	J.B.K.	92 MAR 3
CHECKED		
APPROVED		
APPROVED	Z.TEMAN	92 MAR 3
CAD NAME	004990-1	
THIRD ANGLE PROJECTION		



TE Connectivity  
300 Constitution Drive  
Menlo Park, CA. 94025 U.S.A.



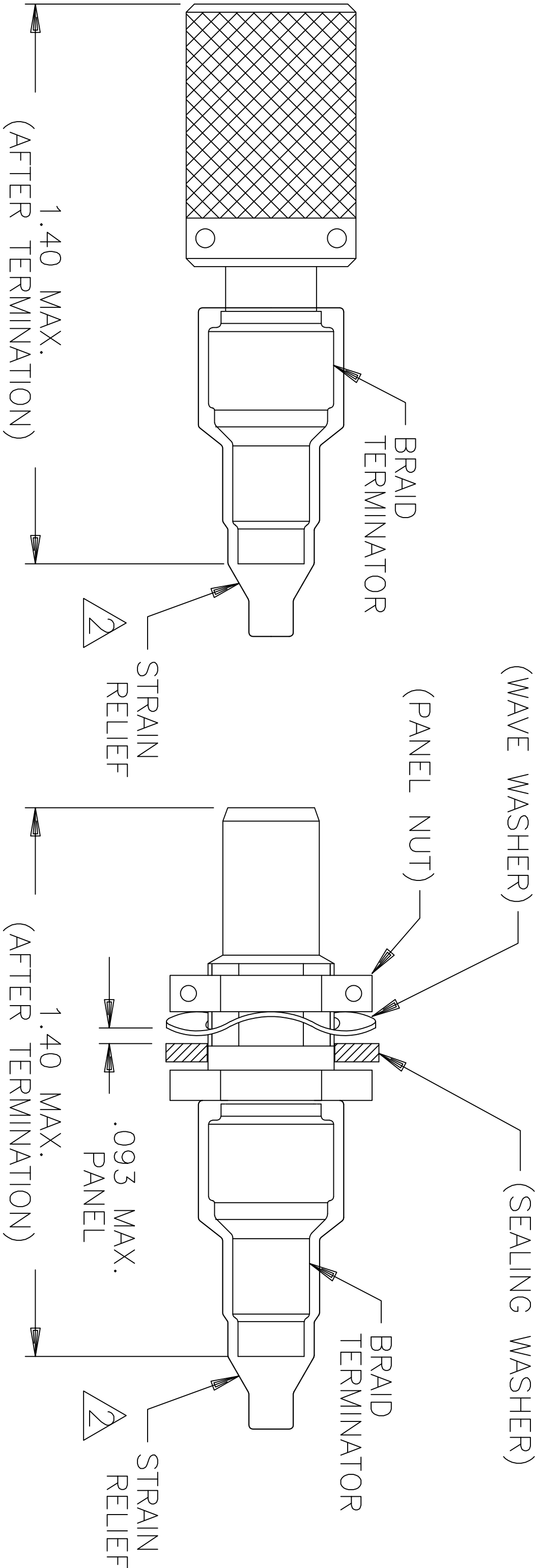
TITLE  
KITS FOR  
D-621 THREADED 400 SERIES  
TRIAxIAL CONNECTORS  
(FOR TWINAXIAL CABLES)

SIZE	CODE IDENT. NO.	DWG. NO.		REV
A	06090	DK-621-X411/X414[-XX]		J1
DO NOT SCALE THIS DRAWING			SHEET 1	OF 2

NOTES: (CONTINUED)

2. USAF No.: PLUG - 8340709-00-0X  
JACK - 8340711-00-0X

PRINTED ON STRAIN RELIEF OF  
DK-621-04YY SERIES.
3. D-600-0030 BRAID TERMINATOR REPLACES D-600-0055 AND D-600-0056.



PLUG CONNECTOR  
ASSEMBLY

JACK CONNECTOR  
ASSEMBLY

REQUIREMENTS:

1.0 REFER TO THE FOLLOWING RAYCHEM SPECIFICATION CONTROL DRAWINGS (SCD) FOR INDIVIDUAL COMPONENT DETAILS:

D-621-0411	CONNECTOR, TRIAXIAL, SUBMINIATURE
D-621-0412	
D-621-0414	
D-602-0126	CONTACT, PIN
D-602-0127	CONTACT, SOCKET
D-600-0030	BRAID TERMINATOR
D-600-0019	STRAIN RELIEF

2.0 CONNECTORS ARE QUALIFIED TO RAYCHEM SPECIFICATION D-6025.

3.0 TERMINATION PROCEDURE: RAYCHEM ES 61162

IF THIS DOCUMENT IS PRINTED IT BECOMES UNCONTROLLED.  
CHECK FOR THE LATEST REVISION.

CAD NAME: 004990-2		DRAWN	J.B.K.	92 MAR 3	SIZE	CODE IDENT. NO.	DWG. NO.	REV
ISSUED					A	06090	DK-621-X411/X414[-XX]	J1
DO NOT SCALE THIS DRAWING					SHEET 2 OF 2			

# Mouser Electronics

Authorized Distributor

Click to View Pricing, Inventory, Delivery & Lifecycle Information:

[TE Connectivity:](#)

[DK-621-0412](#)