

# OPTO 22

## DATA SHEET

Form 512-020213


# RACKS CLASSIC STANDARD DIGITAL

page 1/3

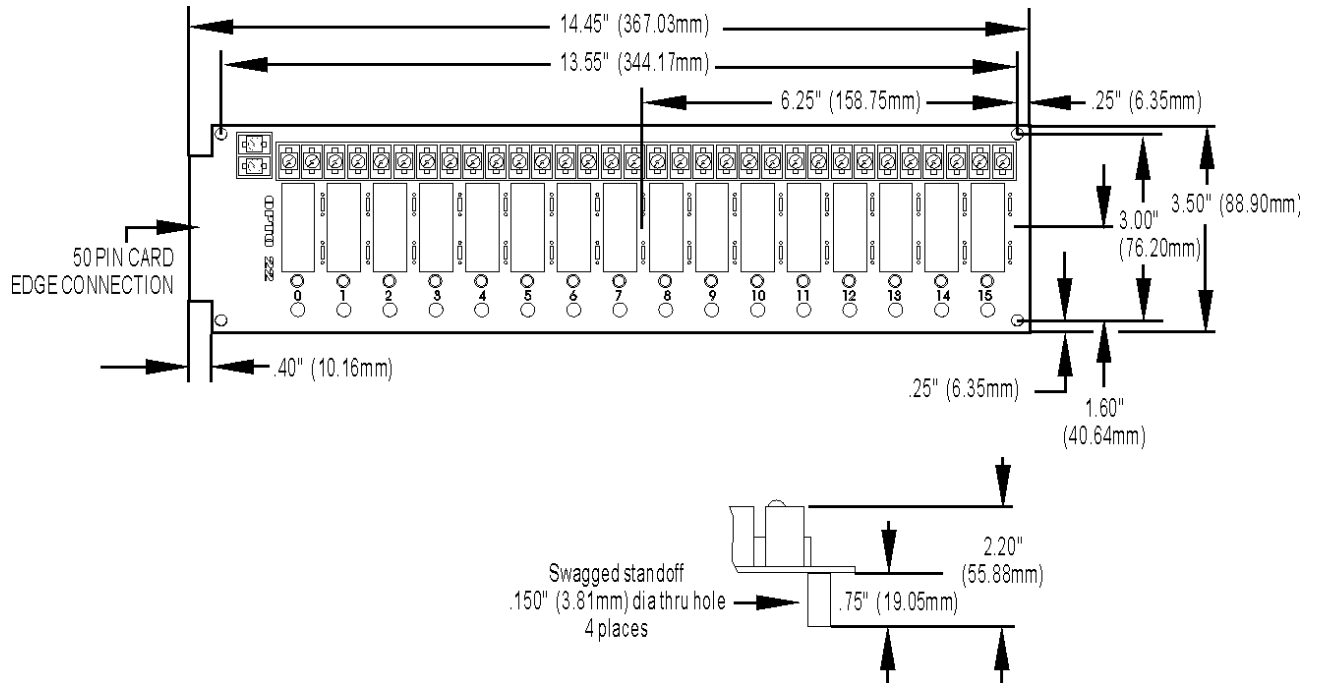
### Description

Part Number	Description
PB16A	16-Channel I/O Module Rack

The PB16A I/O mounting rack can accommodate up to 16 single-channel Opto 22 standard (Generation 1) I/O modules. The PB16A I/O mounting rack uses a 50-pin card edge connector for interface to computer I/O ports via a 50-conductor ribbon cable. The mounting rack features LED status indicators and a replaceable fuse for each channel.



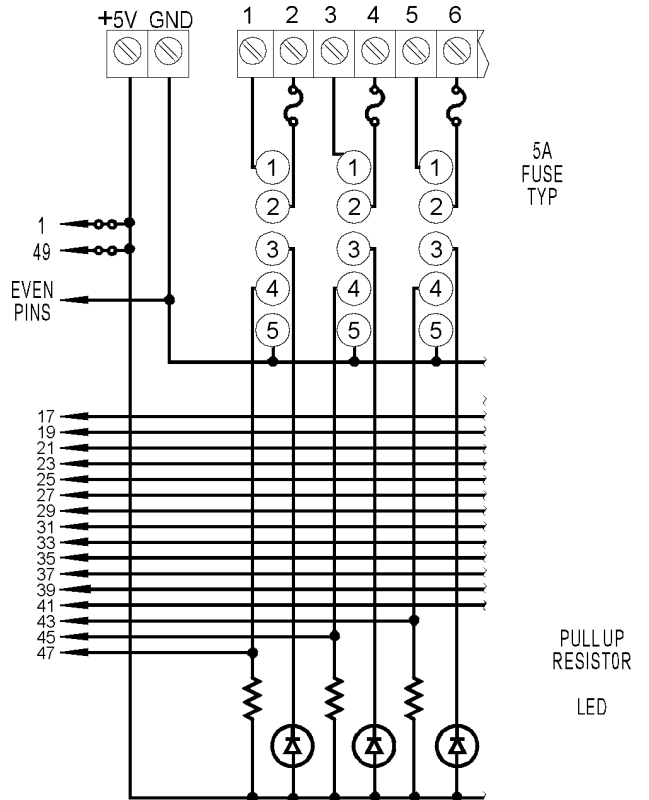
### PB16A Dimensions



### PB16A Connections

Module Position	Control (Edge Connector)	Field (Terminal Strip)
0	47	1 & 2
1	45	3 & 4
2	43	5 & 6
3	41	7 & 8
4	39	9 & 10
5	37	11 & 12
6	35	13 & 14
7	33	15 & 16
8	31	17 & 18
9	29	19 & 20
10	27	21 & 22
11	25	23 & 24
12	23	25 & 26
13	21	27 & 28
14	19	29 & 30
15	17	31 & 32

### PB16A Schematic



### Schematics

1. Even pins on control connector are connected by etch to common.
2. +VCC and return connected to two-point terminal strips marked "+5V" and "GND".
3. At each module position on the field terminal strip, the lower number is always connected to pin 1 of the I/O module.

### Specifications

Operating temperature	0° to 70° C 95% relative humidity Non-condensing
Interface connectors Field Logic	6-32 screw terminals 50-conductor card edge connector
Compatible I/O Module Family	Standard (Generation 1)

# Mouser Electronics

Authorized Distributor

Click to View Pricing, Inventory, Delivery & Lifecycle Information:

[Sensata:](#)

[PB-16A](#)