

Surge protection device - CN-UB-280DC-BB - 2818850

Please be informed that the data shown in this PDF Document is generated from our Online Catalog. Please find the complete data in the user's documentation. Our General Terms of Use for Downloads are valid (<http://phoenixcontact.com/download>)



Attachment plug with replaceable surge protection for coaxial signal interfaces. Connection: N connector socket/ socket

The illustration shows version CN-UB-280DC-SB

Product Features

- For outdoor installations
- Mounting plate enables mounting, e.g., in a control cabinet
- Replaceable, gas-filled arrester
- Installed as surge protection between antenna and wireless module



Key Commercial Data

Packing unit	1 pc
Weight per Piece (excluding packing)	140.0 g
Custom tariff number	85363010
Country of origin	Germany

Technical data

Dimensions

Height	25 mm
Width	25 mm
Depth	67 mm

Ambient conditions

Ambient temperature (operation)	-40 °C ... 80 °C
Degree of protection	IP55

General

Housing material	Nickel-plated brass
------------------	---------------------

Surge protection device - CN-UB-280DC-BB - 2818850

Technical data

General

Overvoltage category	III
Degree of pollution	2
Mounting type	Connection-specific intermediate plugging
Type	Attachment plug
Direction of action	Line-Shield/Earth Ground

Additional descriptions

Note	To meet the discharge conditions for DC voltages, please note the following information: "The surge protective device should be used together with a transmitter unit, which shuts down in the event of a short-circuit."
------	---

Protective circuit

IEC test classification	C1
	C2
	C3
	D1
Maximum continuous voltage U_C	280 V DC
	195 V AC
Nominal current I_N	5 A AC (25 °C)
Operating effective current I_C at U_C	$\leq 1 \mu A$
Nominal discharge current I_n (8/20) μs (Core-Earth)	20 kA
Nominal discharge current I_n (8/20) μs (Core-Shield)	20 kA
Pulse discharge current I_{imp} (10/350) μs (core-ground)	2.5 kA
Pulse discharge current I_{imp} (10/350) μs (core-shield)	2.5 kA
Total surge current (8/20) μs	20 kA
Max. discharge current I_{max} (8/20) μs maximum (Core-Earth)	20 kA
Max. discharge current I_{max} (8/20) μs maximum (Core-Shield)	20 kA
Nominal pulse current I_{an} (10/1000) μs (Core-Earth)	100 A
Nominal pulse current I_{an} (10/1000) μs (Core-Shield)	100 A
Impulse discharge current (10/350) μs , peak value I_{imp}	2.5 kA
Output voltage limitation at 1 kV/ μs (Core-Earth) spike	$\leq 900 V$
Output voltage limitation at 1 kV/ μs (Core-Shield) spike	$\leq 900 V$
Voltage protection level U_p (core-ground)	$\leq 900 V$ (C1 - 1 kV/500 A)
	$\leq 1.1 kV$ (C2 - 10 kV / 5 kA)
	$\leq 1 kV$ (C3 - 25 A)
Voltage protection level U_p (core-shield)	$\leq 900 V$ (C1 - 1 kV/500 A)
	$\leq 1.1 kV$ (C2 - 10 kV / 5 kA)
	$\leq 1 kV$ (C3 - 25 A)

Surge protection device - CN-UB-280DC-BB - 2818850

Technical data

Protective circuit

Response time t_A	≤ 100 ns
Input attenuation aE, asym.	typ. 0.1 dB (≤ 1.2 GHz / 50 Ω)
	typ. 0.2 dB (≤ 2.2 GHz / 50 Ω)
Cut-off frequency f_g (3 dB), asym. (shield) in 50 Ohm system	> 3 GHz
Standing wave ratio SWR in a 50 Ω system	typ. 1.1 (≤ 2 GHz)
Permissible HF power P_{max} at VSWR = xx (50 ohm system)	700 W (VSWR = 1.1)
	200 W (VSWR = ∞)
Capacity	typ. 1.5 pF
Impulse durability (conductor-ground)	C1 - 1 kV/500 A
	C2 - 10 kV/5 kA
	C3 - 100 A
	D1 - 2,5 kA
Impulse durability (conductor-shield)	C1 - 1 kV/500 A
	C2 - 10 kV/5 kA
	C3 - 100 A
	D1 - 2.5 kA

Connection data

Connection method	N connector 50 Ω
Connection type IN	N connector, female
Connection type OUT	N connector, female

Classifications

eCl@ss

eCl@ss 4.0	27140201
eCl@ss 4.1	27130801
eCl@ss 5.0	27130801
eCl@ss 5.1	27130801
eCl@ss 6.0	27130807
eCl@ss 7.0	27130807
eCl@ss 8.0	27130807
eCl@ss 9.0	27130807

ETIM

ETIM 2.0	EC000943
ETIM 3.0	EC000943
ETIM 4.0	EC000943

Surge protection device - CN-UB-280DC-BB - 2818850

Classifications

ETIM

ETIM 5.0	EC000943
----------	----------

UNSPSC

UNSPSC 6.01	30212010
UNSPSC 7.0901	39121610
UNSPSC 11	39121610
UNSPSC 12.01	39121610
UNSPSC 13.2	39121620

Approvals

Approvals

Approvals


UL Listed / EAC / UL Listed

Ex Approvals

UL Listed / cUL Listed / cULus Listed

Approvals submitted

Approval details

UL Listed 	
Nominal current IN	5 A
Nominal voltage UN	280 V

EAC

UL Listed

Accessories

Accessories

Surge protection device - CN-UB-280DC-BB - 2818850

Accessories

Assembly adapter

Mounting plate - CN-UB/MP - 2818135



Tongue for attaching the CN-UB..., to housing panels, for example.

Mounting plate - CN-UB/MP-90DEG-50 - 2803137



Angled bracket for individually fixing CN-UB... to housing panels, for example.

Additional products

Mounting plate - CN-UB/MP - 2818135



Tongue for attaching the CN-UB..., to housing panels, for example.

Spare parts

Gas-filled surge arrester - CN-UB-G1 - 2818203

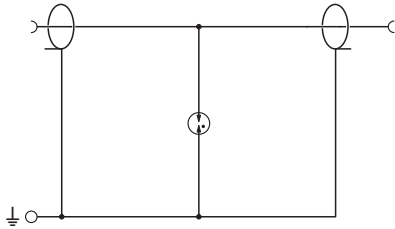


Reserve gas-filled surge arrester for CN-UB-280DC...

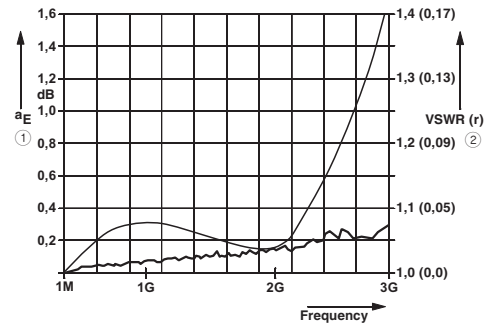
Drawings

Surge protection device - CN-UB-280DC-BB - 2818850

Circuit diagram

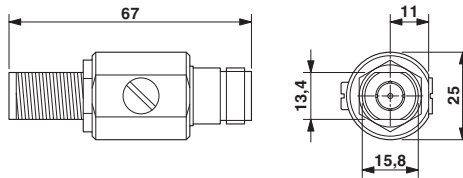


Diagram



- ① Typical attenuation curve for CN-UB-280DC...
- ② Typical VSWR at CN-UB-280DC...

Dimensional drawing



Mouser Electronics

Authorized Distributor

Click to View Pricing, Inventory, Delivery & Lifecycle Information:

[Phoenix Contact:](#)

[2818850](#)