THIS DRAWING IS UNPUBLISHED. RELEASED FOR PUBLICATION -,- .
© COPYRIGHT - BY TYCO ELECTRONICS CORPORATION. ALL RIGHTS RESERVED.

LOC	DIST
AD	00

REVISIONS

P	LTR	DESCRIPTION	DATE	DWN	APVD
	B4	REVISED PER ECO-08-016992	10JUL08	HMR	JLG
	B5	REVISED PER ECO-09-020689	25AUG09	KK	AEG

1. THE NOTED DIMENSION APPLIES AT THE INTERSECTION OF THE POST AND HOUSING
2. POINT OF MEASUREMENT FOR PLATING THICKNESS.
3. OBSOLETE PART NUMBER
4. HOUSING: FLAME RETARDANT THERMOPLASTIC, COLOR-BLACK. POST: PHOSPHOR BRONZE.
5. .000030 MIN GOLD IN CONTACT AREA, .000100-.000200 MATTE TIN-LEAD ON SOLDER TAIL, ALL OVER .000050 NICKEL.
6. .000030 MIN GOLD IN CONTACT AREA, .000100-.000200 MATTE TIN ON SOLDER TAIL, ALL OVER .000050 NICKEL.
7. PRELIMINARY PART - NOT RELEASED FOR PRODUCTION
8. OBSOLETE PARTS: OBSOLETE CIS STREAMLINING PER D.RENAUD/D.SINISI

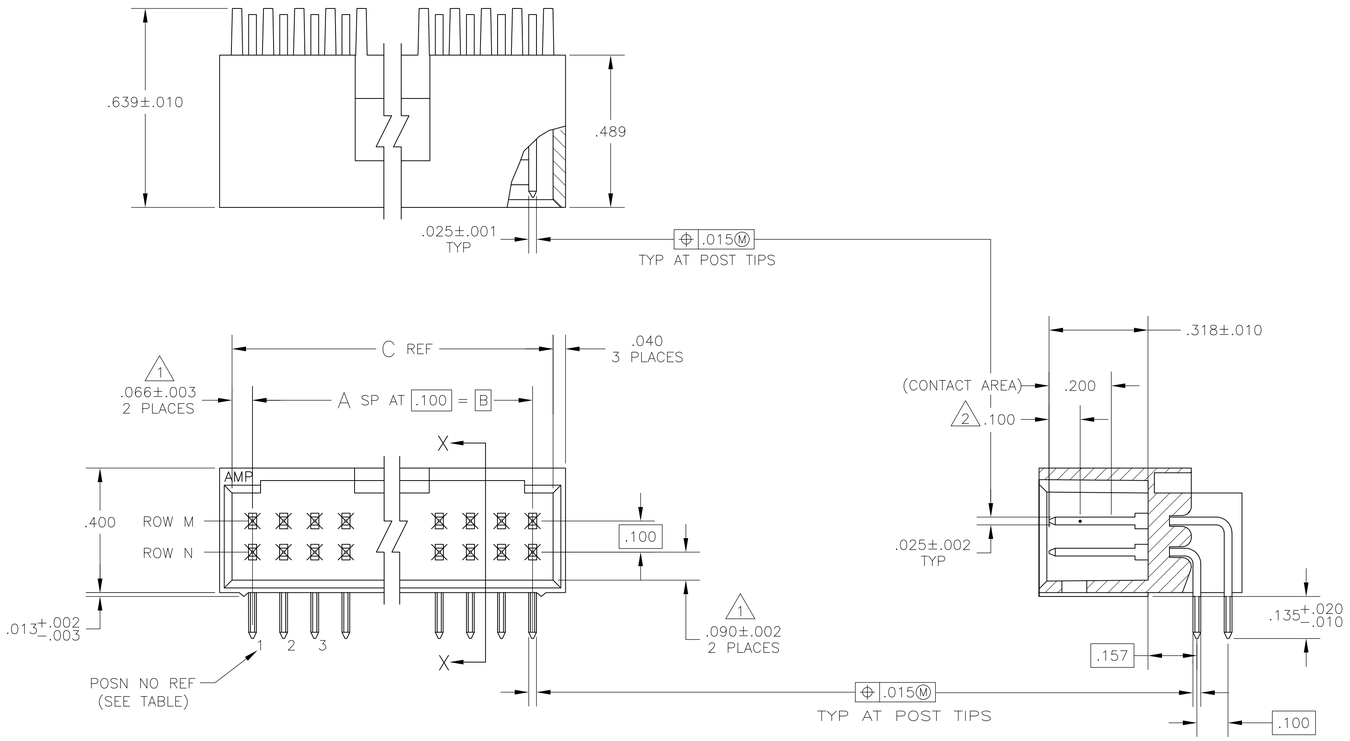

SECTION X-X

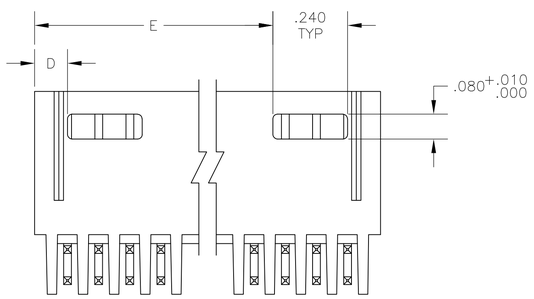

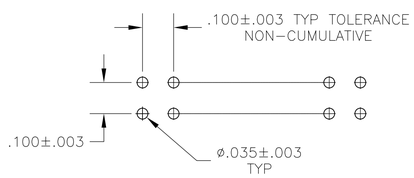

RECOMMENDED HOLE LAYOUT

	6	2	NONE	-	.106	.332	.200	2	6	7 5-147432-4
8 OBSOLETE	6	2	2	-	.206	.532	.400	4	10	5-147432-1
	5	5	NONE	1.106	.106	1.332	1.200	12	26	147432-3
	5	NONE	4	1.306	.106	1.532	1.400	14	30	147432-2
8 OBSOLETE	5	2	2	-	.206	.532	.400	4	10	147432-1
PLATING		ROW N	ROW M	E	D	C	B	A	NO OF POSN	ASSEMBLY PART NUMBER
		POST OMITTED								

THIS DRAWING IS A CONTROLLED DOCUMENT.

DIMENSIONS: INCHES

TOLERANCES UNLESS OTHERWISE SPECIFIED:
0 PLC ± -
1 PLC ± -
2 PLC ± -
3 PLC ± .005
4 PLC ± -
ANGLES ± -

MATERIAL 4

FINISH SEE TABLE

DWN B. HAYMAKER 14MAR00
CHK J. GESFORD 14MAR00
APVD J. GESFORD 14MAR00

PRODUCT SPEC -
APPLICATION SPEC -
WEIGHT -

Tyco Electronics
Tyco Electronics Corporation
Harrisburg, PA 17105-3608

NAME
HDR ASSY, MOD II, SHROUDED, 4 SIDES, DBL ROW, .100X.100 RIGHT ANGLE, W/ .025 SQ POSTS, SELECT LOADS

SIZE	CAGE CODE	DRAWING NO	RESTRICTED TO
A1	00779	C-147432	-

CUSTOMER DRAWING | SCALE 4:1 | SHEET 1 OF 1 | REV B5

Mouser Electronics

Authorized Distributor

Click to View Pricing, Inventory, Delivery & Lifecycle Information:

TE Connectivity:

147432-3