


FLEX STACK

FLEXIBLE .025" SQ BOARD STACKERS

(2.54 mm) .100" PITCH • DW/EW/ZW SERIES



DW/EW/ZW

Board Mates:

SSW, SSQ, ESW, ESQ,
CES, SLW, BSW, BCS,
SSM, HLE, PHF

Cable Mates:

IDSS, IDSD

SPECIFICATIONS

Insulator Material:

Black Glass Filled Polyester

Terminal Material:

Phosphor Bronze

Plating:

Au or Sn over
50 μ" (1.27 μm) Ni

Operating Temp Range:

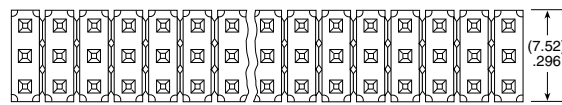
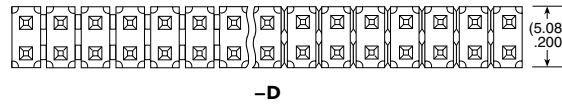
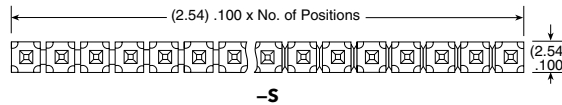
-55 °C to +125 °C with Gold
-55 °C to +105 °C with Tin

PROCESSING

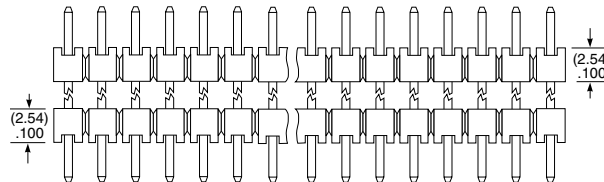
Lead-Free Solderable:

No, Lead Wave Only

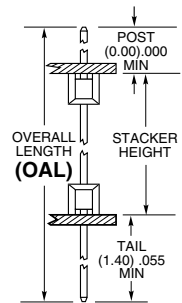
SERIES	NO. PINS PER ROW	LEAD STYLE	PLATING OPTION	ROW OPTION	STACKER HEIGHT	OTHER OPTION
DW = (2.79 mm) .110" Tail	01 thru 50	Specify LEAD STYLE from chart	-F = Gold flash on contact, Matte Tin on tail	-S = Single Row	-"XXX" = Stacker Height (in inches) (5.08 mm) .200" minimum	-"XXX" = ZW Tail Length (in inches) (1.40 mm) .055" minimum
EW = (8.38 mm) .330" Tail			-L = 10 μ" (0.25 μm) Gold on contact area of longer tail, Matte Tin on tail	-D = Double Row	Example: -250 = (6.35 mm) .250"	Example: -250 = (6.35 mm) .250"
ZW = Custom Tail			-G = 10 μ" (0.25 μm) Gold on contact area of longer tail, Gold flash on balance	-T = Triple Row		-LL = Locking Lead (Shortest dimension between the tail and the post is the end that will be crimped. Available on tails from (2.29 mm) .090" to (7.87 mm) .310" only.) Single row, 01 & 02 positions & -Q row not available
			-T = Matte Tin	-Q = Double Row .200" (5.08 mm) row space		-"XXX" = Polarized (Specify omitted pin position)



-Q* same as -T except middle row pins are removed



LEAD STYLE	OAL
-07	(10.92) .430
-08	(13.46) .530
-09	(18.54) .730
-10	(21.08) .830
-11	(23.62) .930
-12	(26.16) 1.030
-13	(31.24) 1.230
-14	(36.32) 1.430
-15	(16.00) .630
-16	(11.30) .445
-17	(12.19) .480
-19	(33.78) 1.330
-20	(28.70) 1.130



Notes:

For added mechanical stability, Samtec recommends mechanical board spacers be used in applications with gold or selective gold plated connectors. Contact jpg@samtec.com for more information.

This Series is non-standard, non-returnable.

samtec.com?DW, samtec.com?EW or samtec.com?ZW

Mouser Electronics

Authorized Distributor

Click to View Pricing, Inventory, Delivery & Lifecycle Information:

Samtec:

[ZW-14-12-G-D-520-256](#) [ZW-14-12-G-D-550-240](#) [ZW-14-12-G-D-550-290](#) [ZW-14-12-G-D-578-300](#) [ZW-14-12-G-D-603-210](#) [ZW-14-12-G-D-625-235](#) [ZW-14-12-G-D-820-100](#) [ZW-14-12-G-S-280-275](#) [ZW-14-12-G-S-400-500](#) [ZW-14-12-G-S-435-395](#) [ZW-14-12-G-S-665-090](#) [ZW-14-12-L-D-500-100](#) [ZW-14-12-L-S-400-130](#) [ZW-14-12-L-S-400-130-LL](#) [ZW-14-12-L-S-550-120](#) [ZW-14-12-L-S-590-110](#) [ZW-14-12-L-S-665-140](#) [ZW-14-12-S-S-300-430](#) [ZW-14-12-S-S-400-130](#) [ZW-14-12-S-S-400-130-LL](#) [ZW-14-12-S-S-500-100-LL](#) [ZW-14-12-S-S-500-430](#) [ZW-14-12-S-S-600-130](#) [ZW-14-12-S-S-665-140](#) [ZW-14-12-T-D-385-325](#) [ZW-14-12-T-S-250-140](#) [ZW-14-12-T-S-375-400](#) [ZW-14-12-T-S-460-450](#) [ZW-14-12-T-S-730-180](#) [ZW-14-13-G-D-750-100](#) [ZW-14-13-G-D-828-300](#) [ZW-14-13-G-D-830-300](#) [ZW-14-13-G-S-258-254](#) [ZW-18-17-T-S-275-100-LL](#) [ZW-19-11-G-D-330-300](#) [ZW-20-07-T-S-250-090](#) [ZW-20-09-G-D-350-240](#) [ZW-20-09-H-D-250-250](#) [ZW-20-09-H-D-375-250](#) [ZW-20-09-L-S-350-150](#) [ZW-20-09-S-T-405-210](#) [ZW-20-10-G-D-475-200](#) [ZW-20-10-G-D-500-160](#) [ZW-20-10-L-D-450-145](#) [ZW-20-10-L-D-500-095](#) [ZW-20-10-T-S-550-170](#) [ZW-20-11-G-D-538-126](#) [ZW-20-11-G-D-560-235](#) [ZW-20-11-G-D-605-115](#) [ZW-20-11-S-D-505-100](#) [ZW-20-11-S-D-530-230](#) [ZW-20-11-S-D-605-235](#) [ZW-20-12-G-D-480-130](#) [ZW-20-12-G-S-590-220](#) [ZW-20-12-S-D-605-125](#) [ZW-20-12-T-D-625-295](#) [ZW-20-12-T-D-670-230](#) [ZW-20-12-T-S-500-160](#) [ZW-20-13-G-D-650-315](#) [ZW-20-13-G-D-668-437](#) [ZW-20-13-L-D-750-250](#) [ZW-20-13-S-D-785-130](#) [ZW-20-13-T-D-650-310](#) [ZW-20-13-T-D-820-330](#) [ZW-20-13-T-S-400-700](#) [ZW-20-13-T-S-865-240](#) [ZW-20-14-S-D-1170-084](#) [ZW-20-14-S-D-950-360](#) [ZW-20-14-T-D-1280-110](#) [ZW-20-14-T-D-730-350](#) [ZW-20-14-T-S-1000-260](#) [ZW-20-15-G-D-200-215](#) [ZW-20-15-L-D-300-200](#) [ZW-20-15-T-D-295-090](#) [ZW-20-19-G-D-1000-240](#) [ZW-20-19-G-D-875-300](#) [ZW-20-19-G-D-980-175](#) [ZW-20-19-L-S-500-560](#) [ZW-20-20-G-D-625-125](#) [ZW-20-20-G-D-640-245](#) [ZW-20-20-G-D-685-220](#) [ZW-20-20-G-D-725-230](#) [ZW-20-20-G-S-250-090](#) [ZW-20-20-G-S-600-130](#) [ZW-20-20-G-S-700-220](#) [ZW-20-20-H-D-696-217](#) [ZW-20-20-L-S-460-240](#) [ZW-20-20-L-S-480-120](#) [ZW-20-20-L-S-650-100](#) [ZW-20-20-S-D-600-250](#) [ZW-20-20-S-Q-800-090](#) [ZW-20-20-S-S-650-110](#) [ZW-20-20-S-S-800-090](#) [ZW-20-20-T-D-200-160](#) [ZW-20-20-T-D-565-090](#) [ZW-20-20-T-D-875-125](#) [ZW-20-20-T-S-250-440](#) [ZW-21-10-G-D-460-105](#) [ZW-21-10-G-D-470-215](#) [ZW-21-10-G-D-640-095](#)