

Safety relays - PSR-SPP- 24UC/THC4/2X1/1X2 - 2963983

Please be informed that the data shown in this PDF Document is generated from our Online Catalog. Please find the complete data in the user's documentation. Our General Terms of Use for Downloads are valid (<http://phoenixcontact.com/download>)



Safety relay for two-hand control devices according to EN 574 type IIIC up to SIL 3 or Cat. 4, PL e according to EN ISO 13849, synchronous activation monitoring < 0.5 s, 2 N/O contacts, 1 N/C contact, safe isolation, plug-in spring-cage terminal block, width: 22.5 mm


The figure shows a version with a screw connection

Your advantages

- For two-hand control devices according to EN 574 Type IIIC
- Up to Cat. 4/PL e according to ISO 13849-1, SILCL 3 according to IEC 62061, SIL 3 according to IEC 61508
- Two-channel control
- Synchronous activation monitoring < 0.5 s
- Two enabling and one signaling current path
- Automatic activation



Key Commercial Data

Packing unit	1 pc
GTIN	 4 017918 904807
GTIN	4017918904807

Technical data

Note

Utilization restriction	EMC: class A product, see manufacturer's declaration in the download area
-------------------------	---

Dimensions

Width	22.5 mm
Height	112 mm
Depth	114.5 mm

Ambient conditions

Safety relays - PSR-SPP- 24UC/THC4/2X1/1X2 - 2963983

Technical data

Ambient conditions

Ambient temperature (operation)	-20 °C ... 55 °C
Ambient temperature (storage/transport)	-40 °C ... 70 °C
Max. permissible relative humidity (operation)	75 % (on average, 85% infrequently, non-condensing)
Max. permissible humidity (storage/transport)	75 % (on average, 85% infrequently, non-condensing)
Maximum altitude	max. 2000 m (Above sea level)

Input data

Nominal input voltage U_N	24 V AC/DC
Input voltage range	20.4 V AC/DC ... 26.4 V AC/DC
Input voltage range in reference to U_N	0.85 ... 1.1
Typical input current at U_N	125 mA AC 60 mA DC
Voltage at input/start and feedback circuit	approx. 24 V DC
Typical response time	50 ms
Typical release time	20 ms
Concurrence input 1/2	< 0.5 s
Recovery time	1 s
Operating voltage display	Green LED
Status display	Green LED
Protective circuit	Fuse PTC resistor Surge protection Suppressor diode

Output data

Contact type	2 enabling current paths 1 signaling current path
Contact material	AgSnO ₂ , + 0.2 μm Au
Maximum switching voltage	250 V AC/DC
Minimum switching voltage	15 V AC/DC
Limiting continuous current	6 A (N/O contact) 5 A (N/C contact)
Maximum inrush current	6 A
Inrush current, minimum	25 mA
Interrupting rating (ohmic load) max.	144 W (24 V DC, τ = 0 ms) 288 W (48 V DC, τ = 0 ms) 110 W (110 V DC, τ = 0 ms) 88 W (220 V DC, τ = 0 ms) 1500 VA (250 V AC, τ = 0 ms)
Maximum interrupting rating (inductive load)	42 W (24 V DC, τ = 40 ms) 42 W (48 V DC, τ = 40 ms) 42 W (110 V DC, τ = 40 ms) 42 W (220 V DC, τ = 40 ms)

Safety relays - PSR-SPP- 24UC/THC4/2X1/1X2 - 2963983

Technical data

Output data

Switching capacity min.	0.4 W
Mechanical service life	approx. 10 ⁷ cycles
Switching capacity (360/h cycles)	4 A (24 V DC)
	4 A (230 V AC)
Output fuse	10 A gL/gG NEOZED (N/O contact)
	6 A gL/gG NEOZED (N/C contact)

General

Relay type	Electromechanical relay with forcibly guided contacts in accordance with EN 50205
Nominal operating mode	100% operating factor
Net weight	192.9 g
Mounting position	any
Mounting type	DIN rail mounting
Degree of protection	IP20
	IP54
Min. degree of protection of inst. location	IP54
Housing color	yellow

Connection data

Connection method	Spring-cage connection
pluggable	Yes
Conductor cross section solid min.	0.2 mm ²
Conductor cross section solid max.	1.5 mm ²
Conductor cross section flexible min.	0.2 mm ²
Conductor cross section flexible max.	1.5 mm ²
Conductor cross section AWG min.	24
Conductor cross section AWG max.	16
Stripping length	8 mm

Safety-related characteristic data

Stop category	0
Type class	IIIC
Designation	IEC 61508 - High demand
Safety Integrity Level (SIL)	3
Designation	IEC 61508 - Low demand
Safety Integrity Level (SIL)	3
Designation	EN ISO 13849
Performance level (PL)	e
Category	4
Designation	EN 62061
Safety Integrity Level Claim Limit (SIL CL)	3

Safety relays - PSR-SPP- 24UC/THC4/2X1/1X2 - 2963983

Technical data

Standards and Regulations

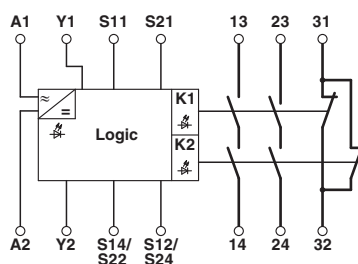
Designation	Air clearances and creepage distances between the power circuits
Standards/regulations	DIN EN 50178/VDE 0160
Rated insulation voltage	250 V
Rated surge voltage/insulation	6 kV / Safe isolation, increased insulation
Degree of pollution	2
Overvoltage category	III
Shock	15g
Vibration (operation)	10 Hz ... 150 Hz, 2g

Environmental Product Compliance

China RoHS	Environmentally friendly use period: unlimited = EFUP-e
	No hazardous substances above threshold values

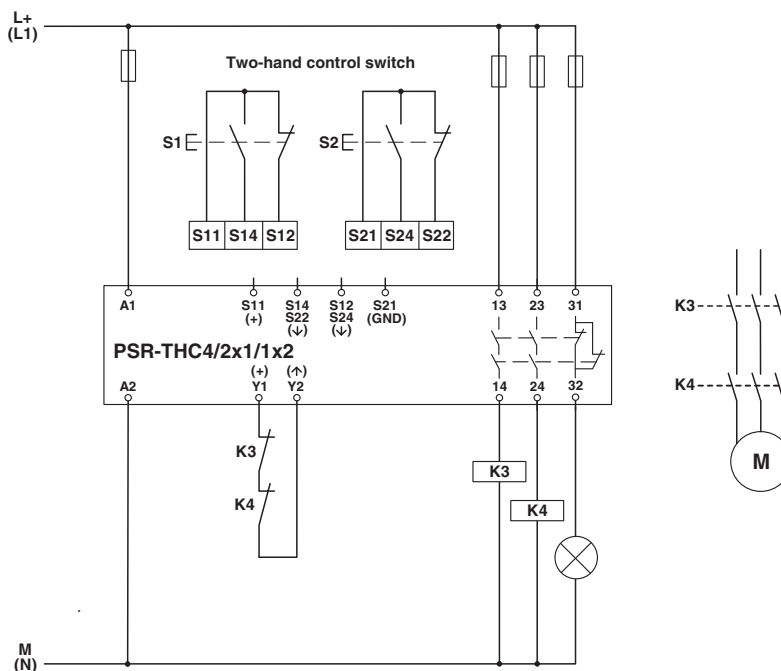
Drawings

Circuit diagram



Safety relays - PSR-SPP- 24UC/THC4/2X1/1X2 - 2963983

Circuit diagram



Two-hand control device

Approvals

Approvals

Approvals

Functional Safety / Functional Safety / UL Listed / cUL Listed / Functional Safety / EAC / EAC / cULus Listed

Ex Approvals

Approval details

Functional Safety		968/EZ 346.01/15
-------------------	--	------------------

Functional Safety		968/EZ 346.01/15
-------------------	--	------------------

Safety relays - PSR-SPP- 24UC/THC4/2X1/1X2 - 2963983

Approvals

UL Listed		http://database.ul.com/cgi-bin/XYV/template/LISEXT/1FRAME/index.htm	FILE E 140324
cUL Listed		http://database.ul.com/cgi-bin/XYV/template/LISEXT/1FRAME/index.htm	FILE E 140324
Functional Safety			01/205/0542.01/15
EAC			EAC-Zulassung
EAC			RU C- DE.A*30.B.01082
cULus Listed			

Phoenix Contact 2019 © - all rights reserved
<http://www.phoenixcontact.com>

PHOENIX CONTACT GmbH & Co. KG
Flachsmarktstr. 8
32825 Blomberg
Germany
Tel. +49 5235 300
Fax +49 5235 3 41200
<http://www.phoenixcontact.com>