

4

3

2

1

THIS DRAWING IS UNPUBLISHED.

RELEASED FOR PUBLICATION

© COPYRIGHT - BY TYCO ELECTRONICS CORPORATION. ALL RIGHTS RESERVED.

LOC

DIST

REVISIONS

AF

50

P

LTR

DESCRIPTION

DATE

DWN

APVD

A

REV PER 0G63-0069-03

11JUN03

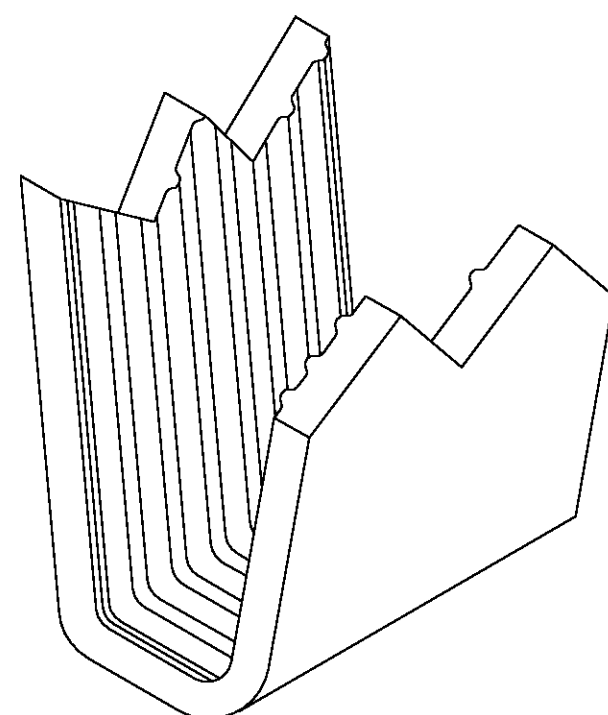
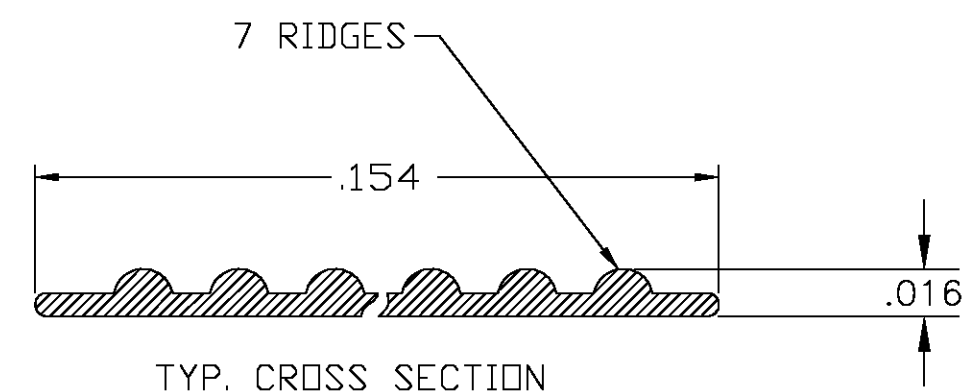
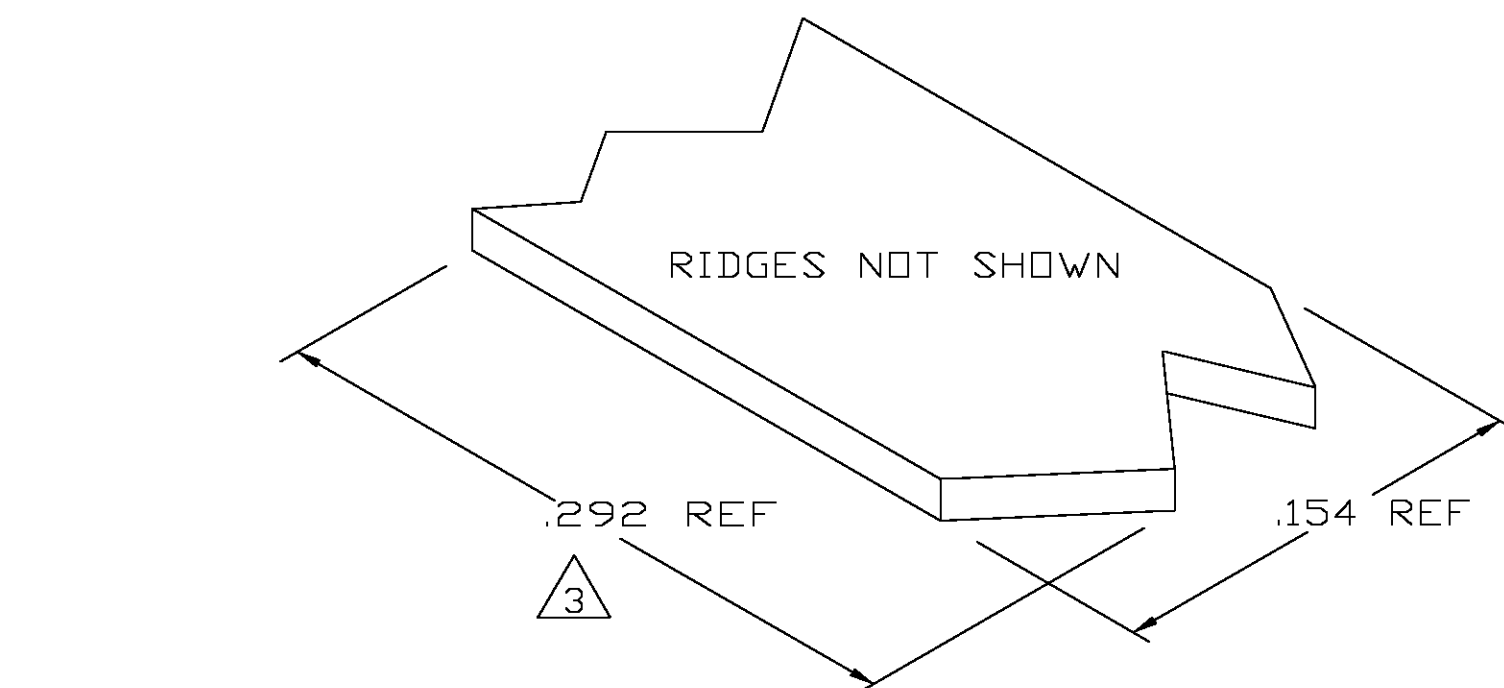
jr

EH

1 CRIMPBAND MATERIAL PROVIDED IN CONTINUOUS STRIP.

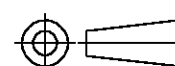
2 REFERENCE DESCRIPTIVE PART NUMBER L061D16B.

3 BLANK LENGTH DETERMINED BY 061 TOOLSET.



PARTIAL FORMED VIEW (REF)
FORMED BY APPLICATION TOOLING

THIS DRAWING IS A CONTROLLED DOCUMENT.

DIMENSIONS:
INCHESTOLERANCES UNLESS
OTHERWISE SPECIFIED:

0 PLC ± -
1 PLC ± -
2 PLC ± -
3 PLC ± .005
4 PLC ± -
ANGLES ± -

MATERIAL

UNS C26000 BRASS

FINISH

NONE

DWN 05AUG2002

MICHAEL S. FEHER

CHK 05AUG2002

EDWARD HOWARD

APVD 05AUG2002

EDWARD HOWARD

PRODUCT SPEC

-

APPLICATION SPEC

-

WEIGHT

-

CUSTOMER DRAWING

tyco
ElectronicsTyco Electronics Corporation
Harrisburg, PA 17105-3608

NAME

CRIMPBAND, RTM

SIZE

CAGE CODE

DRAWING NO

RESTRICTED TO

A3

00779

C-1601621

SCALE 1:1

SHEET 1 OF 1

REV A

1601621-1

PART NUMBER

Mouser Electronics

Authorized Distributor

Click to View Pricing, Inventory, Delivery & Lifecycle Information:

[TE Connectivity:](#)

[L061D16B](#)