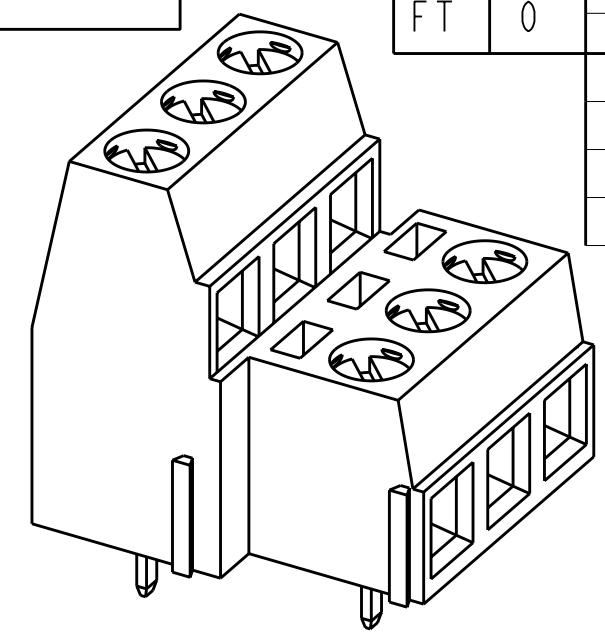
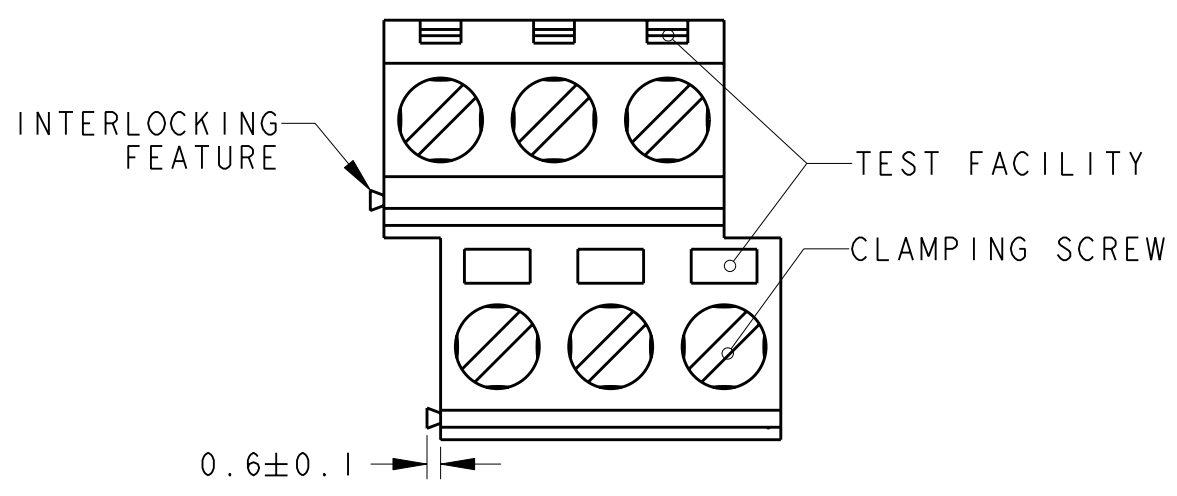
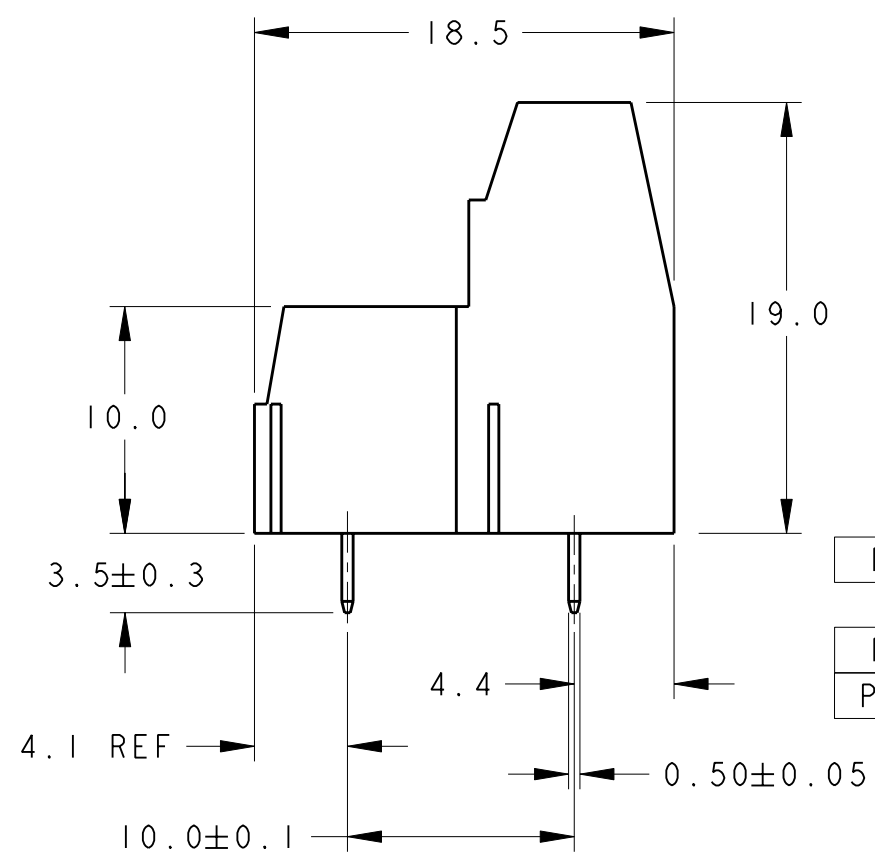
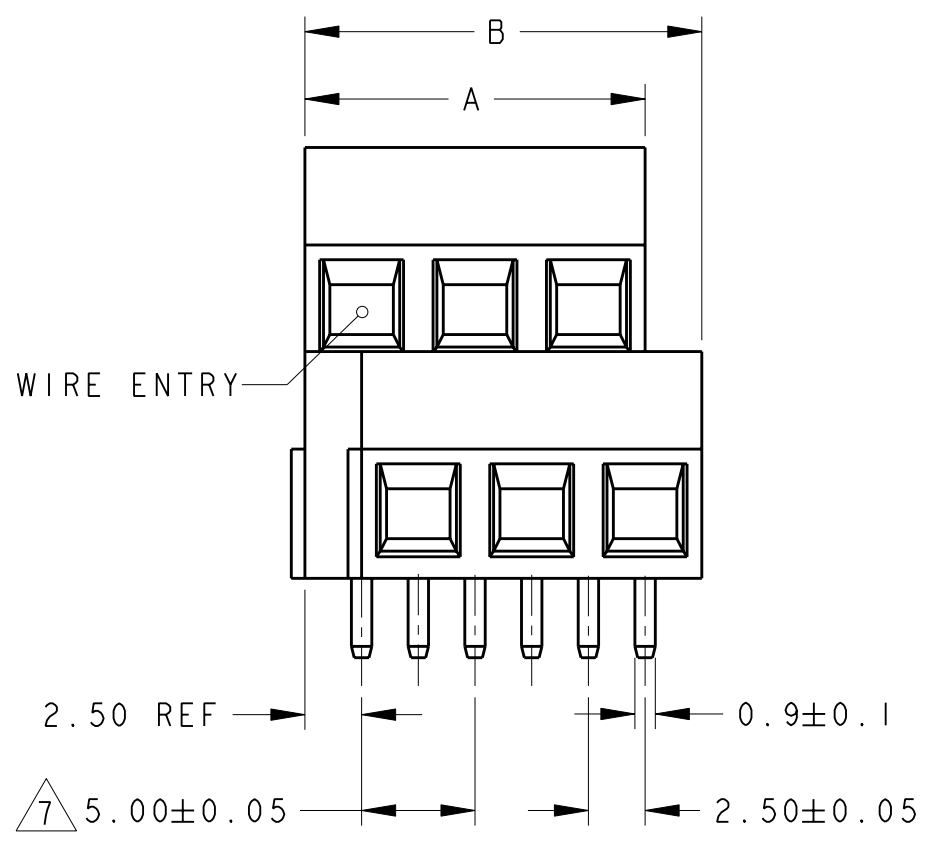


THIS DRAWING IS UNPUBLISHED. RELEASED FOR PUBLICATION 20
 © COPYRIGHT 20 ALL RIGHTS RESERVED.

LOC	DIST	REVISIONS			
P	LTR	DESCRIPTION	DATE	DWN	APVD
FT	0	F2	REVISED PER ECO-11-008211	21APR2011	HMR CR

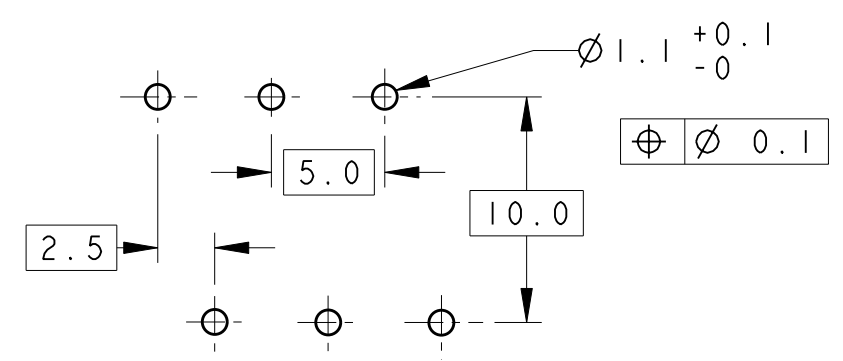


- 1 MATERIALS AND FINISH
 HOUSING: PA 6-6, UL 94-V0, COLOR GREEN.
 CLAMP: BRASS, NICKEL PLATED.
 TERMINAL: BRASS, TIN PLATED.
 CLAMPING SCREW: M3, BRASS, NICKEL PLATED.
- 2 SUITABLE FOR 1,6-2,4mm PC BOARD THICKNESS.
- 3 END-TO-END STACKABLE W/INTERLOCK WITHOUT LOSS OF CENTERLINE SPACING.
- 4 WIRE SIZE RANGE
 12-30 AWG.
- 5 RECOGNIZED UNDER THE COMPONENT PROGRAM OF UNDERWRITERS LABORATORIES INC., FILE N° E60677.
- 6 IMQ CERTIFICATE WITH SURVEILLANCE IN CONFORMITY WITH IEC 998-1/998-2-1.
- 7 NOT CUMULATIVE TOLERANCE.



PRELIMINARY	82.5	80.0	16	1-282868-6
	42.5	40.0	8	282868-8
PRELIMINARY	37.5	35.0	7	282868-7
PRELIMINARY	27.5	25.0	5	1-282868-5
	17.5	15.0	3	282868-3
	12.5	10.0	2	282868-2
	B	A	NO OF POSN	PART NUMBER

RECOMMENDED PC BOARD LAYOUT



THIS DRAWING IS A CONTROLLED DOCUMENT.		DWN E. ZANOLINI 23OCT2001	TE Connectivity	
DIMENSIONS: mm		CHK D. BIEVENOUR 23OCT2001		
TOLERANCES UNLESS OTHERWISE SPECIFIED:		APVD D. BIEVENOUR 23OCT2001	NAME	
0 PLC ±		PRODUCT SPEC 108-20166	TERMINAL BLOCK, PCB MOUNT	
1 PLC ±.3		APPLICATION SPEC 114-20079	1ST AND 2ND LEVEL	
2 PLC ±.25		WEIGHT -	SIZE A3	CAGE CODE 00779
3 PLC ±		CUSTOMER DRAWING	DRAWING NO C-282868	RESTRICTED TO -
4 PLC ±			SCALE 3:1	SHEET 1 OF 1
ANGLES ±2				REV F2

Mouser Electronics

Authorized Distributor

Click to View Pricing, Inventory, Delivery & Lifecycle Information:

[TE Connectivity:](#)

[282868-3](#)