


Slimline PCB Relay PCN

- 1 pole 3 A, 1 form A (NO) contact
- Only 5mm wide
- 3A switching current, load range 1mA up to 5A
- Sensitive coil 120mW
- Allows high function-/packing density
- Cadmium-free contacts
- Z type with reinforced insulation
- RoHS compliant (Directive 2002/95/EC)



Typical applications
PLC, temperature control, I/O modules.

Approvals

VDE REG.-Nr.40001589, UL E82292, CQC 08001026045
Technical data of approved types on request.

Contact Data

Contact arrangement	1 from A (NO)
Rated voltage	250VAC/30VDC
Max. switching voltage	277VAC/125VDC
Rated current	3A/5A
Limiting continuous current	3A/5A
Breaking capacity max.	750VA (3A), 1250VA(5A)
Contact material	AgNi, gold plated
Contact style	bifurcated contact
Min. recommended contact load (reference)	5VDC, 100mA
Initial contact resistance	30mΩ at 100mA, 6VDC
Frequency of operation, with/without load	10/300min ⁻¹
Electrical endurance	
3A, 250VAC, resistive, +70°C	100x10 ³ ops.
5A, 250VAC, resistive, +85°C	30x10 ³ ops.

Contact ratings

Load	Cycles
IEC 61810	
3A, 250VAC, cosφ=1, +70°C	100x10 ³
3A/30VDC, L/R=0ms, +70°C	100x10 ³
5A, 250VAC, cosφ=1, +85°C	30x10 ³
5A 30VDC, L/R=0ms, +85°C	70x10 ³
UL 508	
3A, 250VAC, resistive, +25°C	100x10 ³
Pilot duty, B300, +25°C	6x10 ³
Pilot duty, R300, +25°C	6x10 ³
9A LRA, 1.5A FLA, 240VAC, +45°C	30x10 ³

Mechanical endurance, DC coil >10x10⁶ operations

Coil Data

Coil voltage range	3 to 24VDC
Operative range, IEC 61810	1
Coil insulation system according UL	Class A
Class F type available upon request	

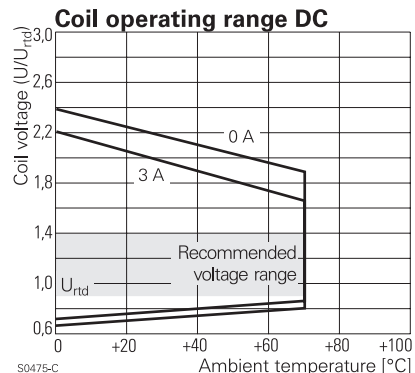
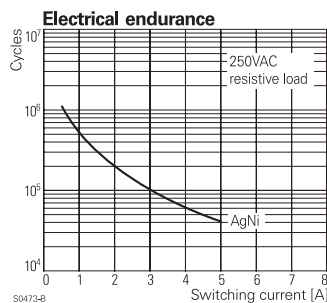
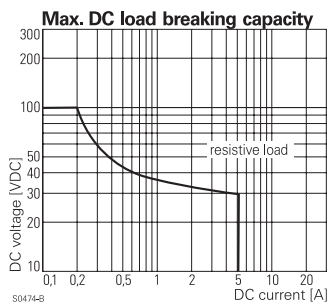
Standard D coil version (120mW), DC coil

Coil code	Rated voltage VDC	Operate voltage VDC	Release voltage VDC	Coil resistance Ω±10%	Rated coil power mW
03	3	2.1	0.3	75	120
04	4.5	3.15	0.45	169	120
05	5	3.5	0.5	208	120
06	6	4.2	0.6	300	120
09	9	6.3	0.9	675	120
12	12	8.4	1.2	1200	120
18	18	12.6	1.8	2700	120
23	23.5	16.45	2.35	4602	120
24	24	16.8	2.4	4800	120

Standard L coil version (100mW), DC coil

Coil code	Rated voltage VDC	Operate voltage VDC	Release voltage VDC	Coil resistance Ω±10%	Rated coil power mW
03	3	2.1	0.3	90	100
04	4.5	3.15	0.45	202	100
05	5	3.5	0.5	250	100
06	6	4.2	0.6	360	100
09	9	6.3	0.9	810	100
12	12	8.4	1.2	1440	100
18	18	12.6	1.8	3240	100
23	23.5	16.45	2.35	5522	100
24	24	16.8	2.4	5760	100

All figures are given for coil without pre-energization, at ambient temperature +23°C.



Mouser Electronics

Authorized Distributor

Click to View Pricing, Inventory, Delivery & Lifecycle Information:

[TE Connectivity:](#)

[PCN-105D3MHZ](#) [PCN-105D3MHZ,000](#)