



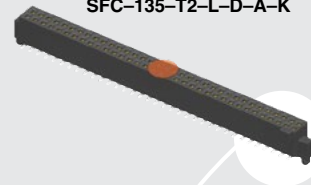
SFC-120-T2-L-D-A



SFC-110-T1-L-D-A



SFC-135-T2-L-D-A-K



(1.27 mm) .050"

SFC SERIES

COST-EFFECTIVE RELIABLE SOCKET

SPECIFICATIONS

For complete specifications and recommended PCB layouts see www.samtec.com?SFC

Insulator Material: Black Liquid Crystal Polymer

Contact Material: Phosphor Bronze

Plating: Au or Sn over

50 μ" (1.27 μm) Ni

Current Rating: 3.1 A per pin

(2 pins powered)

Voltage Rating: 350 VAC mated with TFC

Operating Temp Range: -55 °C to +125 °C

Insertion Depth: (3.05 mm) .120" to

(4.06 mm) .160"

Max Cycles: 10,000 with 30 μ" (0.76 μm) Au

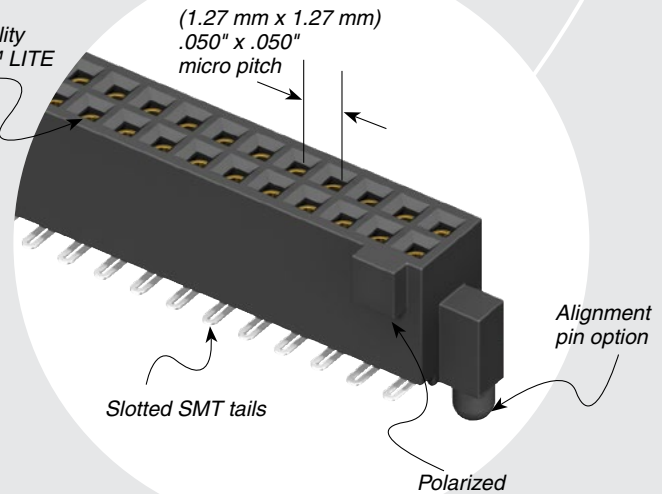
RoHS Compliant: Yes

Board Mates: TFC

Cable Mates: TFS, TFS-D

Cable Mates: TFS-D, TFS-DT

High-reliability Tiger Eye™ LITE contacts



HIGH-SPEED CHANNEL PERFORMANCE

Rating based on Samtec reference channel. For full SI performance data visit Samtec.com or contact SIG@samtec.com

8 Gbps

PROCESSING

Lead-Free Solderable: Yes

SMT Lead Coplanarity: (0.10 mm) .004" max (04-25)

(0.15 mm) .006" max (30-50)*

*(.004" stencil solution may be available; contact IPG@samtec.com)

RECOGNITIONS

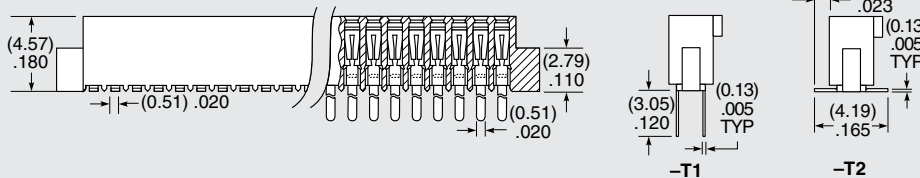
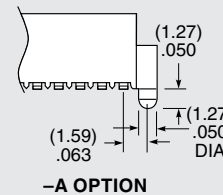
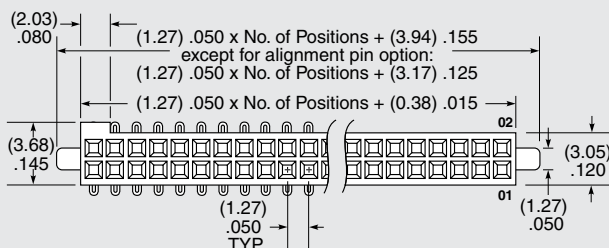
For complete scope of recognitions see www.samtec.com/quality

www.samtec.com/quality



FILE NO. E111594

SFC	1	NO. PINS PER ROW	LEAD STYLE	PLATING OPTION	D	OPTION
		04, 05, 10, 15, 20, 25, 30, 35, 40, 45, 50 (Standard sizes)	-T1 = Through-hole Tiger Eye™ LITE -T2 = Surface Mount Tiger Eye™ LITE	-F = Gold flash on contact, Matte Tin on tail -L = 10 μ" (0.25 μm) Gold on contact, Matte Tin on tail		-A = Alignment Pin -K = (4.00 mm) .157" DIA Polyimide film Pick & Place Pad -TR = Tape & Reel (-T2 only) -FR = Full Reel Tape & Reel Packaging (Must order max. quantities per reel. Contact Samtec for parts per reel) (-T2 only)



ALSO AVAILABLE (MOQ Required)

- Other sizes

Note: Some sizes, styles and options are non-standard, non-returnable.

Due to technical progress, all designs, specifications and components are subject to change without notice.

WWW.SAMTEC.COM

All parts within this catalog are built to Samtec's specifications. Customer specific requirements must be approved by Samtec and identified in a Samtec customer-specific drawing to apply.

Mouser Electronics

Authorized Distributor

Click to View Pricing, Inventory, Delivery & Lifecycle Information:

Samtec:

[SFC-140-T2-L-D-A](#) [SFC-105-T2-L-D-A](#) [SFC-110-T1-F-D-A](#) [SFC-150-T2-L-D-A](#) [SFC-125-T2-F-D-A](#) [SFC-120-T2-L-D-K-TR](#) [SFC-110-T2-L-D-A](#) [SFC-125-T2-L-D-A](#) [SFC-110-T2-F-D-A-K-TR](#) [SFC-115-T2-L-D-A-K-TR](#) [SFC-115-T2-F-D-SFC-105-T2-L-D](#) [SFC-115-T1-F-D](#) [SFC-120-T2-L-D-A-K-TR](#) [SFC-110-T2-F-D-A](#) [SFC-110-T2-L-D](#) [SFC-120-T2-F-D-A-K-TR](#) [SFC-150-T2-F-D-A](#) [SFC-150-T2-F-D-A-K-TR](#) [SFC-110-T2-L-D-A-K-TR](#) [SFC-130-T2-F-D-A](#) [SFC-135-T2-L-D-A](#) [SFC-130-T2-L-D-A](#) [SFC-120-T2-F-D-A](#) [SFC-115-T2-F-D-K-TR](#) [SFC-115-T2-F-D-A](#) [SFC-140-T2-F-D-A](#) [SFC-110-T2-F-D-K-TR](#) [SFC-125-T2-L-D-A-K-TR](#) [SFC-145-T2-F-D-A](#) [SFC-115-T2-L-D](#) [SFC-110-T1-L-D](#) [SFC-105-T2-F-D-SFC-120-T2-L-D-A-K](#) [SFC-115-T2-L-D-A-K](#) [SFC-120-T2-L-D-A](#) [SFC-110-T1-F-D](#) [SFC-105-T2-F-D-A](#) [SFC-115-T2-L-D-A](#) [SFC-110-T2-F-D](#) [SFC-125-T2-F-D-A-K-TR](#) [SFC-120-T1-F-D](#) [SFC-105-T2-LM-D-A-K-TR](#) [SFC-105-T2-L-D-K-TR](#) [SFC-110-T2-L-D-TR](#) [SFC-105-T2-F-D-A-K-TR](#) [SFC-105-T2-F-D-K-TR](#) [SFC-110-T2-L-D-K-TR](#) [SFC-110-T1-L-D-A](#) [SFC-107-T2-F-D](#) [SFC-105-T1-L-D](#) [SFC-105-T2-LM-D-K-TR](#) [SFC-110-T2-LM-D-A-K-TR](#) [SFC-115-T2-F-D-A-K-TR](#) [SFC-115-T2-FM-D-A-K-TR](#) [SFC-105-T2-F-D-A-TR](#) [SFC-105-T2-L-D-A-K-TR](#) [SFC-105-T2-LM-D](#) [SFC-125-T1-L-D-A](#) [SFC-150-T1-L-D](#) [SFC-106-T1-F-D](#) [SFC-145-T1-L-D](#) [SFC-135-T2-F-D-A](#) [SFC-140-T2-F-D](#) [SFC-135-T1-F-D-A](#) [SFC-140-T1-F-D](#) [SFC-125-T2-F-D-K](#) [SFC-110-T2-L-D-A-K](#) [SFC-120-T2-F-D](#) [SFC-130-T1-L-D](#) [SFC-140-T2-L-D](#) [SFC-145-T1-F-D](#) [SFC-107-T1-F-D](#) [SFC-115-T2-L-D-K-TR](#) [SFC-120-T1-L-D](#) [SFC-130-T2-L-D-A-K-TR](#) [SFC-150-T1-F-D](#) [SFC-150-T1-L-D-A](#) [SFC-125-T2-L-D-A-K](#) [SFC-150-T2-F-D](#) [SFC-112-T2-L-D-A](#) [SFC-125-T1-L-D](#) [SFC-140-T1-L-D-A](#) [SFC-130-T2-F-D-K-TR](#) [SFC-145-T2-F-D](#) [SFC-120-T2-L-D](#) [SFC-135-T1-L-D-A](#) [SFC-135-T2-L-D](#) [SFC-115-T1-F-D-A](#) [SFC-125-T1-F-D](#) [SFC-125-T2-L-D](#) [SFC-140-T1-L-D](#) [SFC-150-T2-L-D-A-K-TR](#) [SFC-130-T1-F-D](#) [SFC-130-T1-L-D-A](#) [SFC-130-T2-L-D-K](#) [SFC-115-T1-L-D-A](#) [SFC-145-T1-F-D-A](#) [SFC-150-T2-L-D](#) [SFC-145-T2-L-D](#)