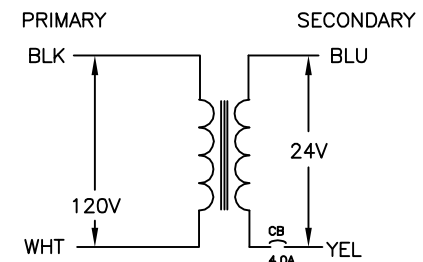
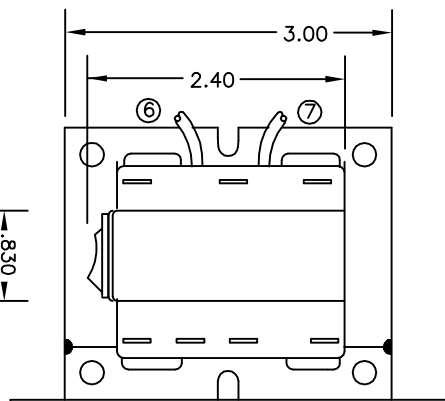
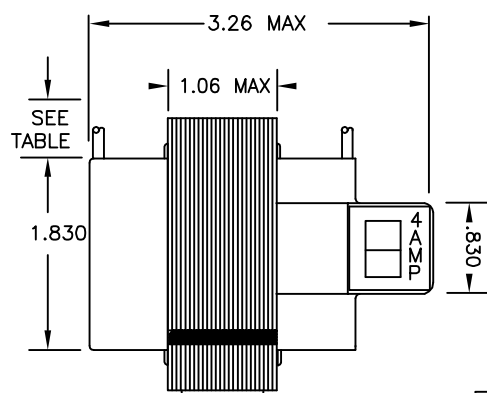
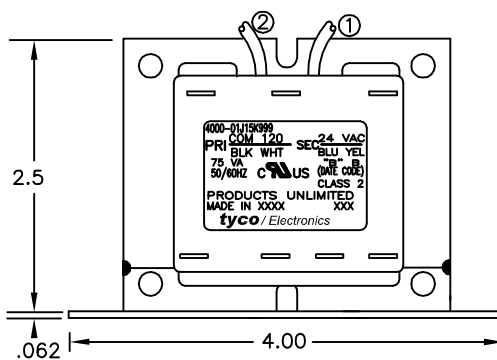
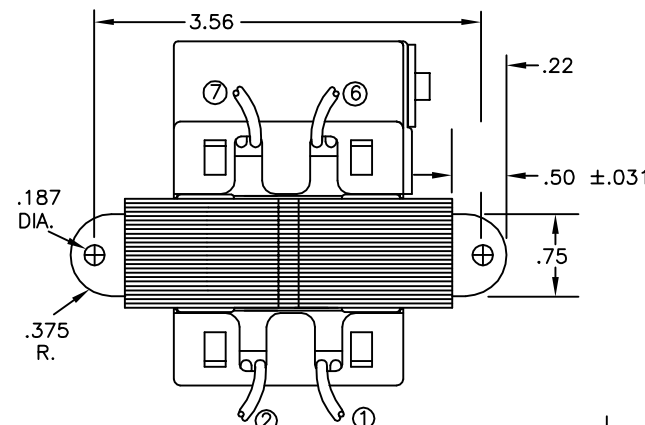


THIS DRAWING IS UNPUBLISHED. RELEASED FOR PUBLICATION
© COPYRIGHT BY TYCO ELECTRONICS CORPORATION. ALL RIGHTS RESERVED.


LOC	DIST	REVISIONS			
GZ	00	P	LTR	DESCRIPTION	DATE
		B		EC0720-0095-03	17OCT03
					DWN
					APVD
					KH

ALL LEADS 18AWG-UNLESS OTHERWISE SPECIFIED						NOTES				CERTIFICATION:			
PRIMARY						1. DIMENSIONS FOR REFERENCE ONLY.				UL & CUL FILE NO. E87824			
						2. ALL LEADS +1"/-0" TOL.				SECONDARY			
						3. STRIP TOL. ±1/32							
						4. WINDING PROTECTION- INTERNALLY PROTECTED-4.0 AMP CIRCUIT BREAKER.							
LEAD NO.	1	2	3	4	5	LEAD NO.	6	7	8	9			
VOLTAGE	COM	120				VOLTAGE	24	VAC					
COLOR	BLK	WHT				COLOR	BLU	YEL					
LENGTH	12.0	12.0				LENGTH	12.0	12.0					
STRIP LENGTH	.50	.50				STRIP LENGTH	.50	.50					



SCHEMATIC

TYCO PART NUMBER
2-1611468-1

THIS DRAWING IS A CONTROLLED DOCUMENT.		DWN K.H.	12FEB1997	Tyco Electronics Corporation Harrisburg, PA 17105-3608	
DIMENSIONS: INCHES	TOLERANCES UNLESS OTHERWISE SPECIFIED:	CHK	-	NAME	
		APVD	-	TRANSFORMER OUTLINE	
		PRODUCT SPEC	-		
		APPLICATION SPEC	-		
	0 PLC ± -	SIZE	CAGE CODE	DRAWING NO	RESTRICTED TO
	1 PLC ± -	A3	00779	C= 4000-01J15K999	-
MATERIAL	FINISH	WEIGHT			
-	-	-			
		CUSTOMER DRAWING	SCALE	SHEET	REV
			NONE	1 OF 1	B

Mouser Electronics

Authorized Distributor

Click to View Pricing, Inventory, Delivery & Lifecycle Information:

[TE Connectivity:](#)

[4000-01J15K999](#)