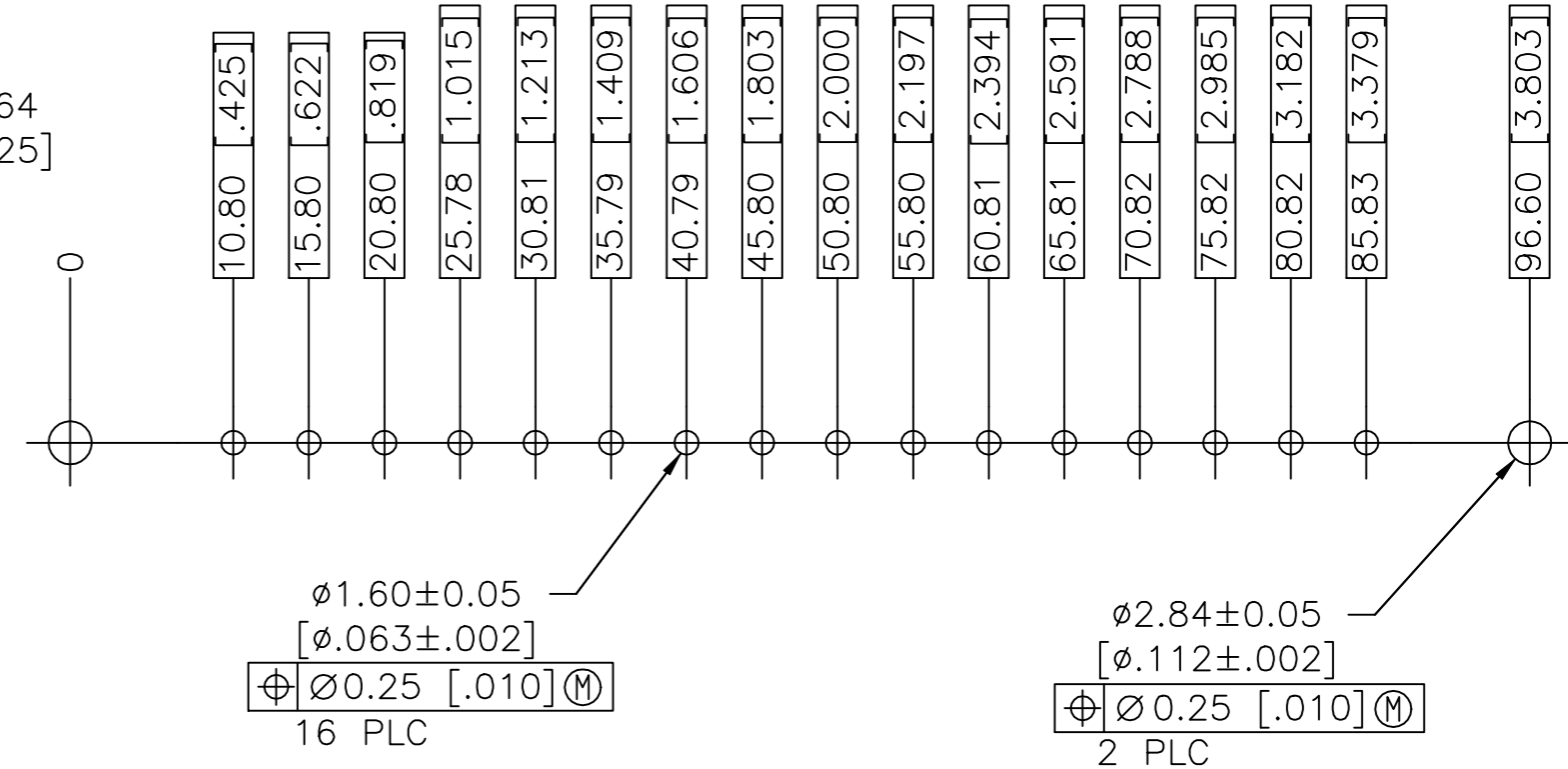
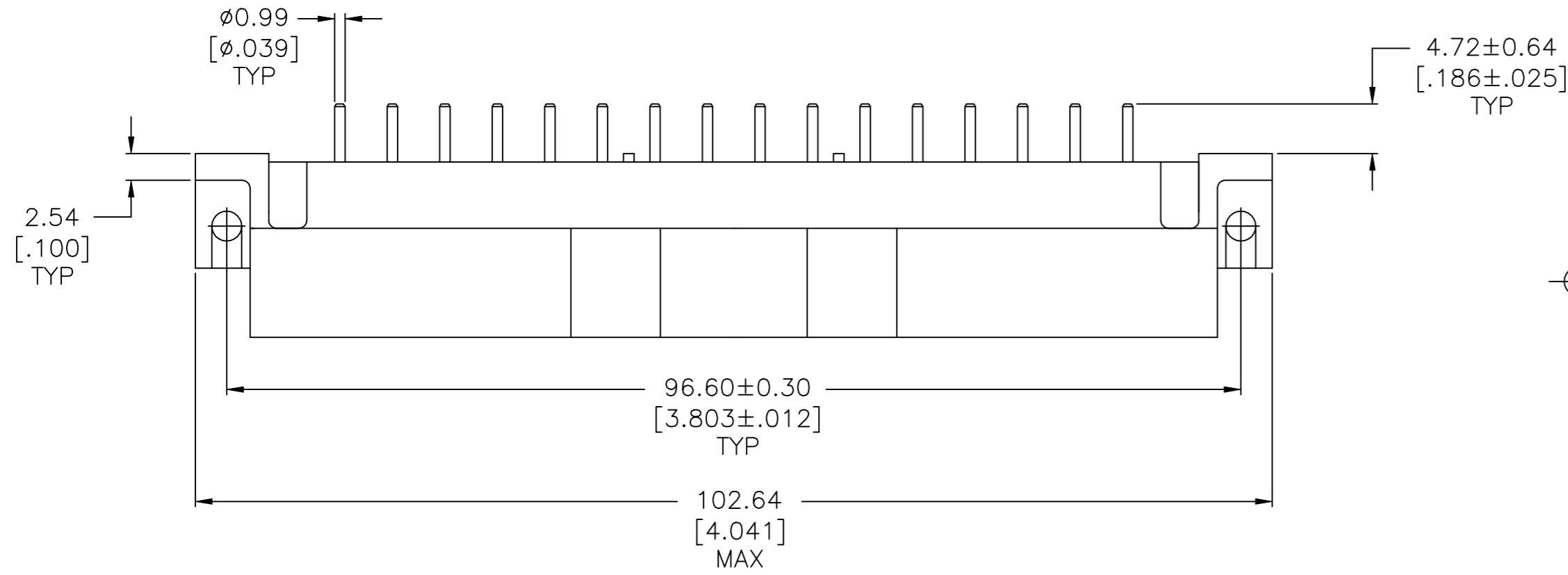
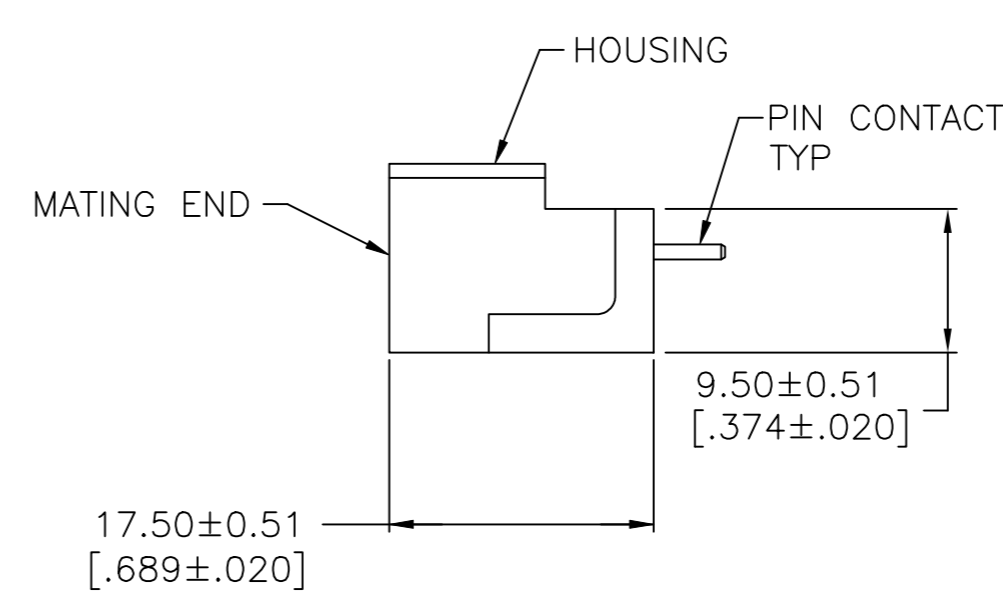
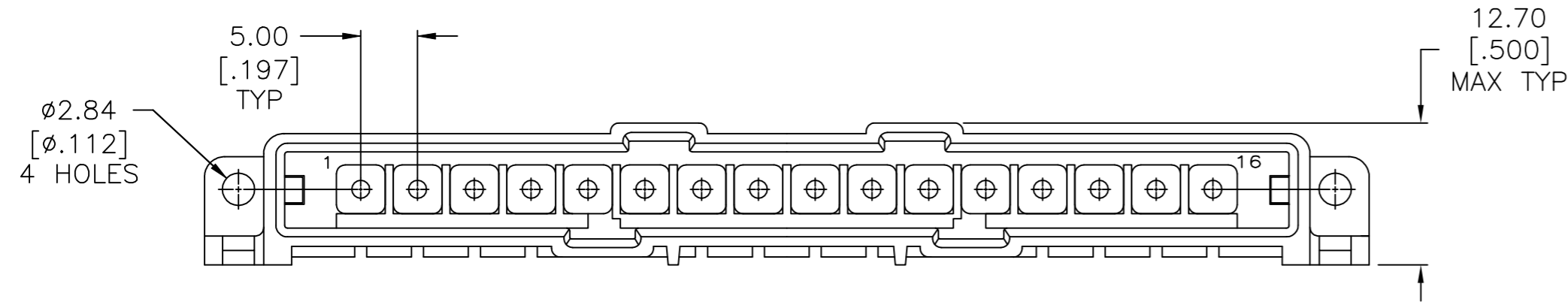


THIS DRAWING IS UNPUBLISHED. RELEASED FOR PUBLICATION  
 © COPYRIGHT - TE Connectivity Ltd. ALL RIGHTS RESERVED.

| REVISIONS |     |                           |           |     |      |
|-----------|-----|---------------------------|-----------|-----|------|
| P         | LTR | DESCRIPTION               | DATE      | DWN | APVD |
| J         |     | REVISED PER 0G3B-0167-05  | 3/9/05    | SS  | GS   |
| K         |     | REVISED PER ECO-18-000443 | 19JAN2018 | RS  | MZ   |



RECOMMENDED PC BOARD LAYOUT



- ① NYLON, RED.
- ② BRASS PER ASTM B36.
- ③ 3.81um [.000150] MIN TIN-LEAD OVER 2.54 [.000100] MIN COPPER OR 1.27um [.000050] MIN NICKEL.
- ④ 0.76um [.000030] MIN GOLD FOR A LENGTH OF 5.08 [.200] MIN FROM MATING END, 3.81um [.000150] MIN TIN-LEAD FOR A LENGTH OF 5.36 [.211] MIN FROM OPPOSITE END, BOTH OVER 1.27um [.000050] MIN NICKEL.
- ⑤ 3.81um [.000150] MIN TIN OVER 2.54 [.000100] MIN COPPER OR 1.27um [.000050] MIN NICKEL.
- ⑥ 0.76um [.000030] MIN GOLD FOR A LENGTH OF 5.08 [.200] MIN FROM MATING END, 3.81um [.000150] MIN TIN FOR A LENGTH OF 5.36 [.211] MIN FROM OPPOSITE END, BOTH OVER 1.27um [.000050] MIN NICKEL.

| FINISH | PART NUMBER |
|--------|-------------|
| ⑥      | 207599-7    |
| ⑤      | 207599-6    |
| ④      | 207599-3    |
| ③      | 207599-1    |

|  |  |                     |         |          |  |           |
|--|--|---------------------|---------|----------|--|-----------|
| THIS DRAWING IS A CONTROLLED DOCUMENT. |  | DWN                 | L.SIPE  | 07/21/92 | TE Connectivity Ltd.   |           |
| DIMENSIONS: mm [INCHES]                |  | CHK                 | R.STONE | 7-24-92  |  |           |
| TOLERANCES UNLESS OTHERWISE SPECIFIED: |  | APVD                | -       | -        | NAME   |           |
| 0 PLC ± -                              |  | PRODUCT SPEC        | -       | -        | PIN HEADER ASSEMBLY, 16 POSN, IN-LINE, SMALL METRIC CONNECTOR, METRIMATE |           |
| 1 PLC ± -                              |  | APPLICATION SPEC    | -       | -        | SIZE   | CAGE CODE |
| 2 PLC ± 0.25 [.010]                    |  | WEIGHT              | -       | -        | A2   | 00779     |
| 3 PLC ± -                              |  | CUSTOMER DRAWING    | -       | -        | DRAWING NO   | 207599    |
| 4 PLC ± -                              |  | SCALE               | 2:1     | SHEET    | 1 of 1   | REV       |
| ANGLES ± -                             |  | SCALE               | 2:1     | SHEET    | 1 of 1   | REV       |
| FINISH                                 |  | CONTACTS: SEE TABLE | -       | -        | REV  | K         |