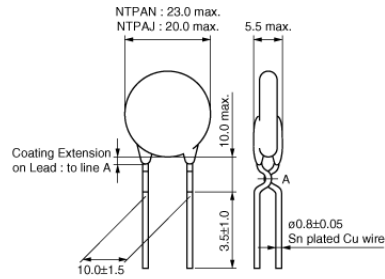


NTPAJ100LDKB0



Appearance & Shape



(in mm)

Features

1. Lead is not contained in the ceramic element, the terminations, the solder for inner connection and the coating resin.
2. Most suitable for power supplies of less than 100W
3. Excellent recovery characteristics due to resin coating with excellent heat characteristics

Applications

| | |
|-------------|---|
| Other Usage | Switching power supplies, CRT monitors, Color televisions, VCR-Power supplies, Other power circuits |
|-------------|---|

Packaging Information

| Packaging | Specifications | Minimum Order Quantity |
|-----------|----------------|------------------------|
| B0 | Bulk(Bag) | 100 |

Attention

1. This datasheet is downloaded from the website of Murata Manufacturing Co., Ltd. Therefore, its specifications are subject to change or our products in it may be discontinued without advance notice. Please check with our sales representatives or product engineers before ordering.
2. This datasheet has only typical specifications because there is no space for detailed specifications. Therefore, please review our product specifications or consult the approval sheet for product specifications before ordering.

NTPAJ100LDKB0

Specifications

| | |
|---|----------------|
| Resistance (25°C) | 10Ω |
| Resistance Value Tolerance (at 25°C) | ±15% |
| Permissible Max. Current (25°C) | 2.6A |
| Permissible Max. Current (55°C) | 2.2A |
| Thermal Time Constant | 130s |
| Typical Dissipation Constant (25°C) | 21.8mW/°C |
| Permissible Electrolytic Capacitor | 5000μF |
| Measure Condition of Permissible Electrolytic Capacitor | at 100V |
| Operating Temperature Range | -20°C to 160°C |
| Lead Shape | Lead Wire type |
| Shape | Lead |
| Mass | 3.56g |

Attention

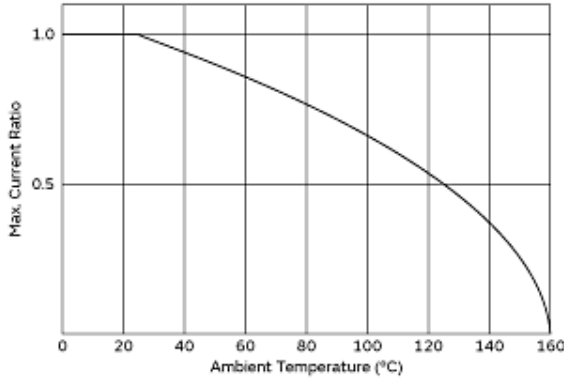
1.This datasheet is downloaded from the website of Murata Manufacturing Co., Ltd. Therefore, it's specifications are subject to change or our products in it may be discontinued without advance notice. Please check with our sales representatives or product engineers before ordering.

2.This datasheet has only typical specifications because there is no space for detailed specifications.

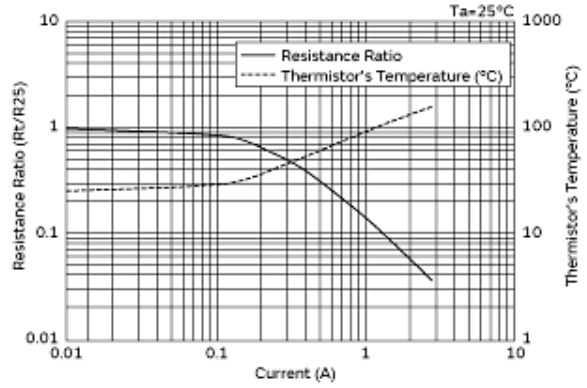
Therefore, please review our product specifications or consult the approval sheet for product specifications before ordering.

NTPAJ100LDKB0

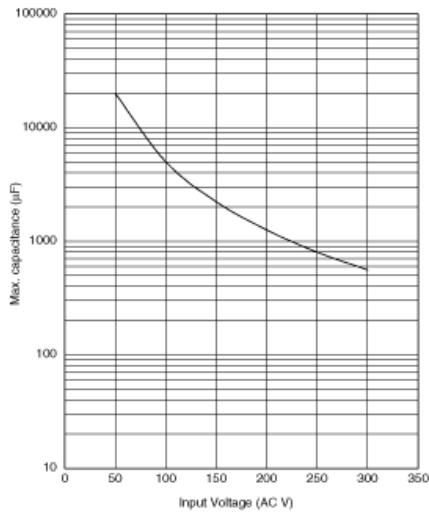
Product Data



Permissible Maximum Current Derating Curve



Current-R ratio(R_t/R_{25}), Current-Temperature Characteristics



Permissible Electrolytic Capacitor

Attention

1.This datasheet is downloaded from the website of Murata Manufacturing Co., Ltd. Therefore, it's specifications are subject to change or our products in it may be discontinued without advance notice. Please check with our sales representatives or product engineers before ordering.
2.This datasheet has only typical specifications because there is no space for detailed specifications.
Therefore, please review our product specifications or consult the approval sheet for product specifications before ordering.