

GE1A Series – ON Delay Timers

Single Function

Key features:

- DPDT or SPDT + instantaneous SPDT
- 8-pin, octal base
- Repeat error $\pm 0.2\%$ maximum
- Large, clear knob for easy setting
- Instant monitoring of operational status by LED indicators



UL, c-UL Listed
File No. E55996



Specifications

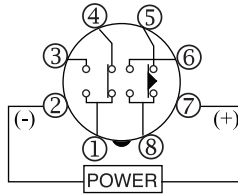
Rated Operating Voltage	24V AC/DC 110 to 120V AC 220 to 240V AC	
Voltage Tolerance	AC: 85 to 110% DC: 90 to 110%	
Contact Rating	240V AC/5A 24V DC/5A	
Contact Form	DPDT or SPDT+ instantaneous SPDT	
Repeat Error	$\pm 0.2\% \pm 10\text{msec}$ maximum	
Voltage Error	$\pm 0.5\% \pm 10\text{msec}$ maximum	
Temperature Error	$\pm 3\%$ maximum	
Setting Error	$\pm 10\%$ maximum	
Reset Time	0.1 sec maximum	
Insulation Resistance	100M Ω minimum (500V DC megger)	
Dielectric Strength	Between power and output terminals: 2,000V AC, 1 minute Between contact circuits: 750V AC, 1 minute	
Vibration Resistance	Damage limits: Amplitude 0.75mm, 10 to 55 Hz Operating extremes: Amplitude 0.5mm, 10 to 55 Hz	
Shock Resistance	Damage limits: 500m/s ² (Approx. 50G)	
Power Consumption	GE1A-B	24V AC type: 1.6 VA
		24V DC type: 1.0W
		110V AC type: 3.8 VA
	GE1A-C	220V AC type: 7.7 VA
		24V AC type: 2.0 VA
		24V DC type: 0.8W
Electrical Life	GE1A-C	110V AC type: 3.5 VA
		220V AC type: 8.0 VA
		100,000 operations minimum (at full rated load)
Mechanical Life	B type: 10,000,000 operations minimum, C type: 5,000,000 operations minimum	
Operating Temperature	-10 to +55°C (without freezing)	
Operating Humidity	35 to 85% RH (without freezing)	

Part Numbering List

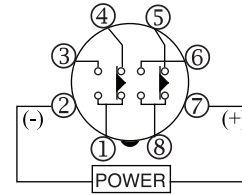
Mode of Operation	Contact	Output	Rated Voltage	Time Range	Complete Part Number	
ON-Delay	Delayed SPDT + Instantaneous SPDT	24V DC/120V AC, 5A 240V AC, 5A	220-240V AC	0.1s - 10h	GE1A-B10HA220	
			110-120V AC		GE1A-B10HA110	
			24V AC/DC		GE1A-B10HAD24	
			220-240V AC	0.3s - 30h	GE1A-B30HA220	
			110-120V AC		GE1A-B30HA110	
			24V AC/DC		GE1A-B30HAD24	
	Delayed DPDT			220-240V AC	0.1s - 10h	GE1A-C10HA220
				110-120V AC		GE1A-C10HA110
				24V AC/DC		GE1A-C10HAD24
				220-240V AC	0.3s - 30h	GE1A-C30HA220
				110-120V AC		GE1A-C30HA110
				24V AC/DC		GE1A-C30HAD24

Timing Diagrams/Schematics

GE1A-B
Delayed SPDT + Instantaneous SPDT



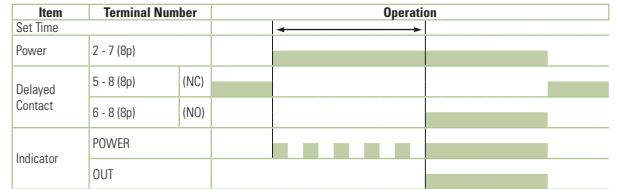
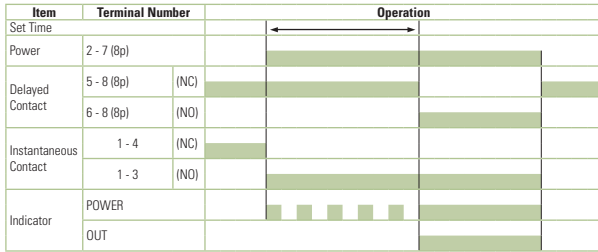
GE1A-C
Delayed DPDT



Operation Mode Selection

ON-Delay 1

MODE



Note: Terminals 1, 3, and 4 are for the instantaneous contact

Accessories

Mounting Accessories & Sockets

Item	Appearance	Part No.
DIN Rail/Surface Mounting Accessories	8-Pin Screw Terminal (dual tier)	SR2P-05
	8-Pin Fingersafe Socket	SR2P-05C
	8-Pin Screw Terminal	SR2P-06
	DIN Mounting Rail Length 1000mm	BNDN1000
Panel Mounting Accessories	8-Pin Solder Terminal	SR2P-51
	Screw Terminal Socket	SR6P-M08G
	Panel Mount Adapter	GE9Z-AD

Other Accessories

Item	Appearance	Part No.
Dust Cover	GE9Z-C48	

Switches & Pilot Lights

Signaling Lights

Relays & Sockets

Timers

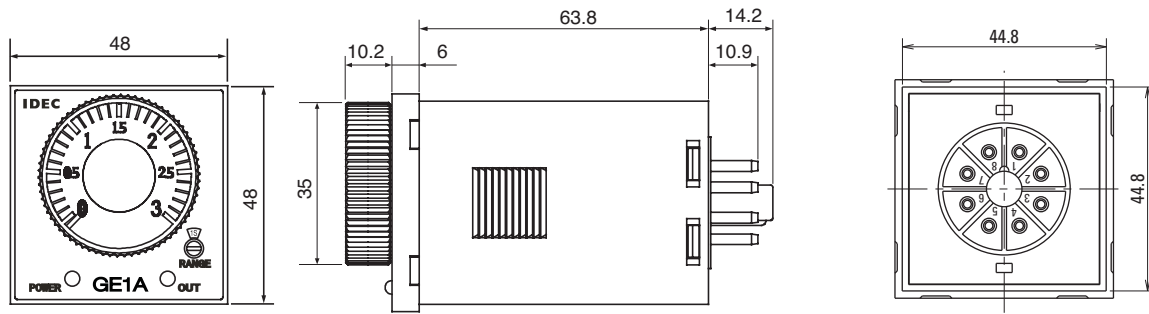
Contactors

Terminal Blocks

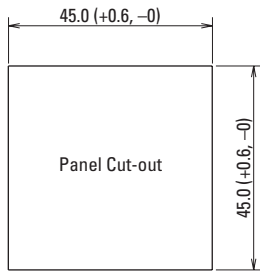
Circuit Breakers

Dimensions

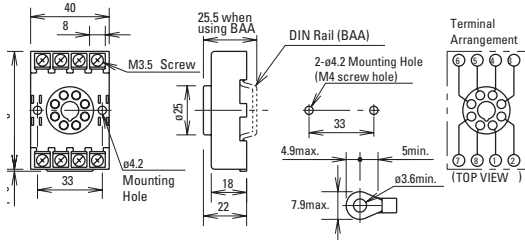
GE1A Timer



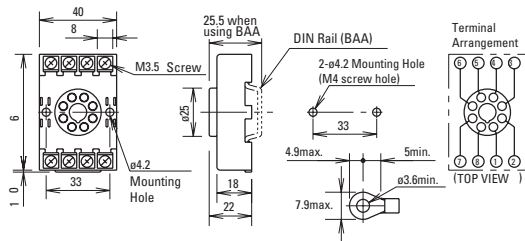
GE1A Timer Panel Cutout



8-Pin SR2P-05



8-Pin SR2P-06



Switches & Pilot Lights

Signaling Lights

Relays & Sockets

Timers

Contactors

Terminal Blocks

Circuit Breakers

Mouser Electronics

Authorized Distributor

Click to View Pricing, Inventory, Delivery & Lifecycle Information:

IDEC:

[GE1A-B10HA110](#) [GE1A-C10HA110](#) [GE1A-C30HAD24](#) [GE1A-C10HAD24](#) [GE1A-B10MA110](#) [GE1A-B30HA220](#)
[GE1A-C30MA220](#) [GE1A-B30MA220](#) [GE1A-C10MA110](#) [GE1A-C10MA220](#) [GE1A-B10HA220](#) [GE1A-C10HA220](#)
[GE1A-B30HAD24](#) [GE1A-C10MAD24](#) [GE1A-C30HA220](#) [GE1A-C30MAD24](#) [GE1A-B10MA220](#) [GE1A-C30MA110](#)
[GE1A-B10HAD24](#) [GE1A-B10MAD24](#) [GE9Z-AD](#) [GE9Z-C48](#)