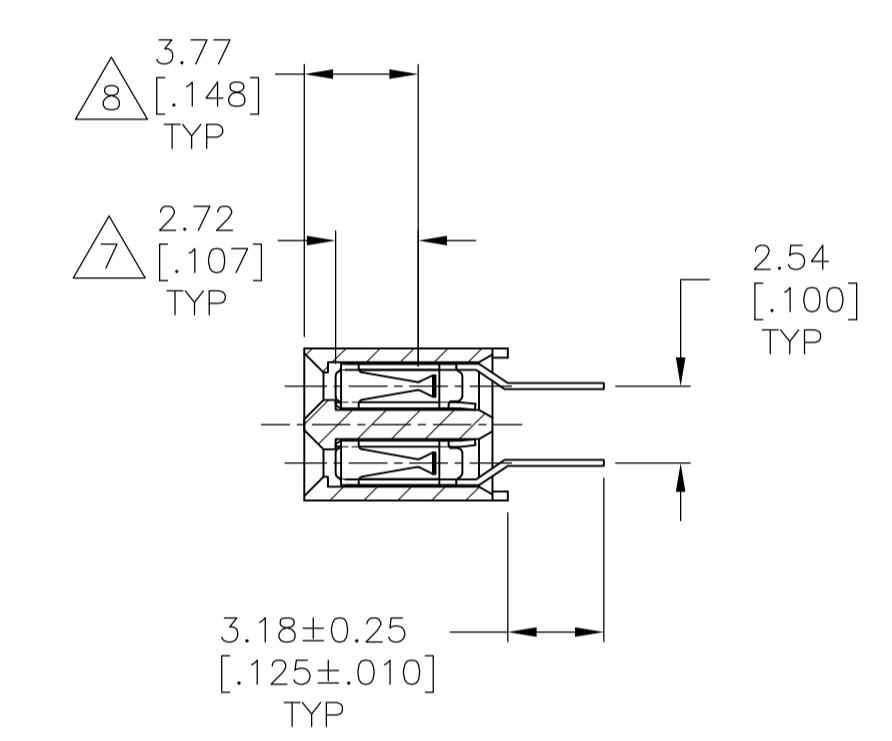
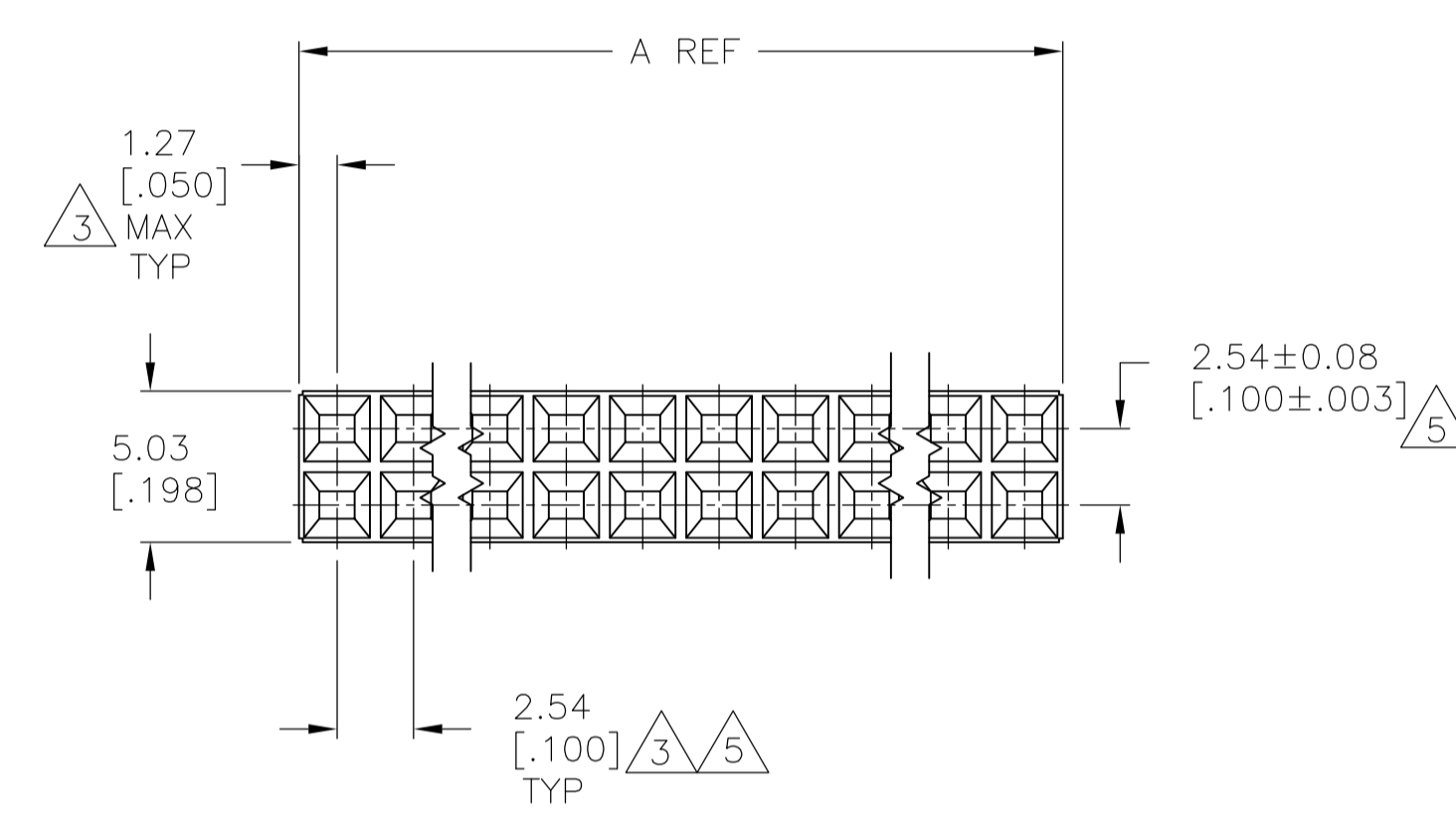
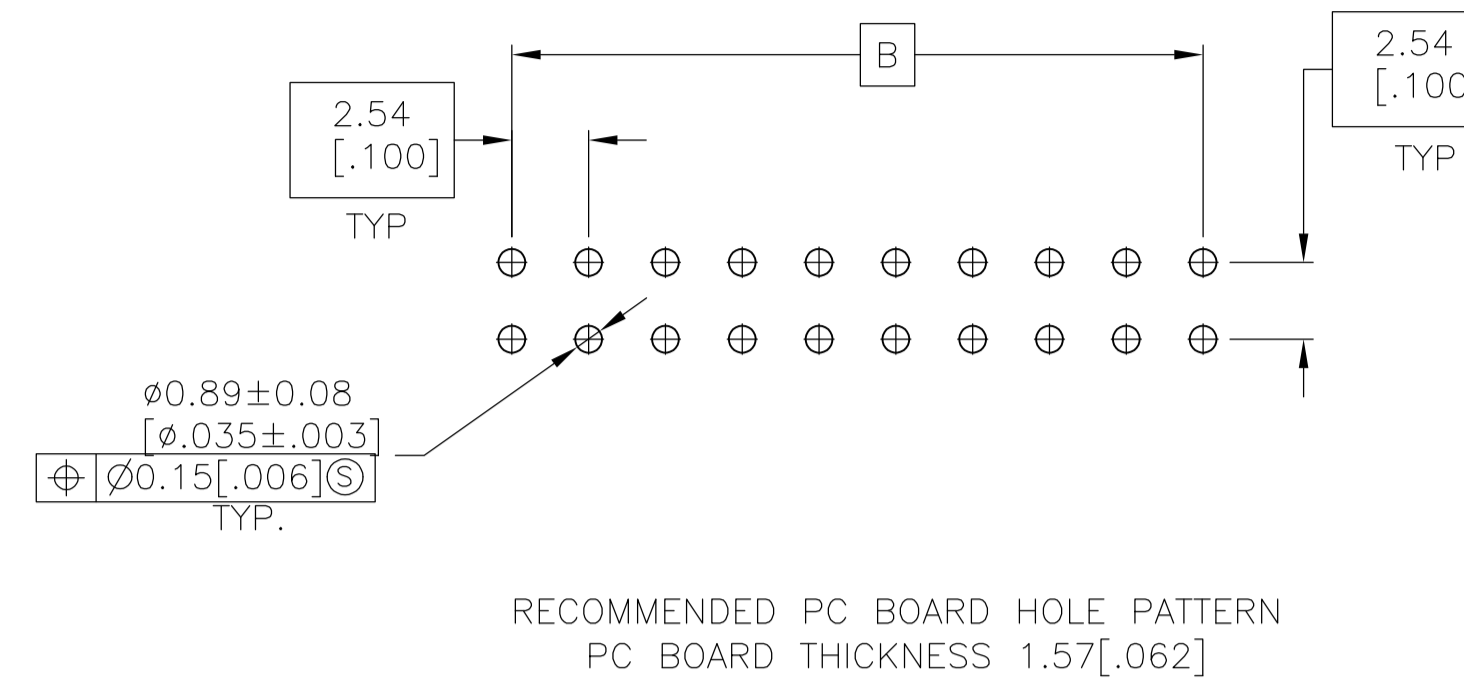
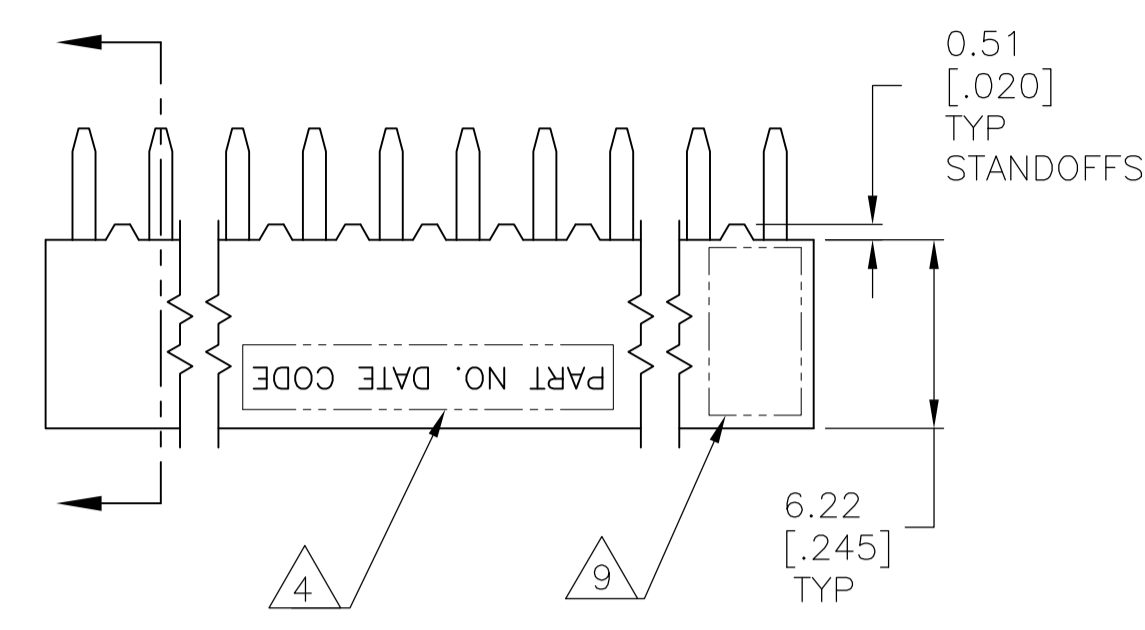


SEE SHEET 2
 FOR P/N'S -51 THRU -90



2	88.90 [3.500]	91.44 [3.600]	72	3-534998-6
2	86.36 [3.400]	88.90 [3.500]	70	3-534998-5
2	83.82 [3.300]	86.36 [3.400]	68	3-534998-4
2	81.28 [3.200]	83.82 [3.300]	66	3-534998-3
2	78.74 [3.100]	81.28 [3.200]	64	3-534998-2
2	76.20 [3.000]	78.74 [3.100]	62	3-534998-1
2	73.66 [2.900]	76.20 [3.000]	60	3-534998-0
2	71.12 [2.800]	73.66 [2.900]	58	2-534998-9
2	68.58 [2.700]	71.12 [2.800]	56	2-534998-8
2	66.04 [2.600]	68.58 [2.700]	54	2-534998-7
2	63.50 [2.500]	66.04 [2.600]	52	2-534998-6
2	60.96 [2.400]	63.50 [2.500]	50	2-534998-5
2	58.42 [2.300]	60.96 [2.400]	48	2-534998-4
2	55.88 [2.200]	58.42 [2.300]	46	2-534998-3
2	53.34 [2.100]	55.88 [2.200]	44	2-534998-2
2	50.80 [2.000]	53.34 [2.100]	42	2-534998-1
2	48.26 [1.900]	50.80 [2.000]	40	2-534998-0
2	45.72 [1.800]	48.26 [1.900]	38	1-534998-9
2	43.18 [1.700]	45.72 [1.800]	36	1-534998-8
2	40.64 [1.600]	43.18 [1.700]	34	1-534998-7
2	38.10 [1.500]	40.64 [1.600]	32	1-534998-6
2	35.56 [1.400]	38.10 [1.500]	30	1-534998-5
2	33.02 [1.300]	35.56 [1.400]	28	1-534998-4
2	30.48 [1.200]	33.02 [1.300]	26	1-534998-3
2	27.94 [1.100]	30.48 [1.200]	24	1-534998-2
2	25.40 [1.000]	27.94 [1.100]	22	1-534998-1
2	22.86 [.900]	25.40 [1.000]	20	1-534998-0
2	20.32 [.800]	22.86 [.900]	18	534998-9
2	17.78 [.700]	20.32 [.800]	16	534998-8
2	15.24 [.600]	17.78 [.700]	14	534998-7
2	12.70 [.500]	15.24 [.600]	12	534998-6
2	10.16 [.400]	12.70 [.500]	10	534998-5
2	7.62 [.300]	10.16 [.400]	8	534998-4
2	5.08 [.200]	7.62 [.300]	6	534998-3
2	2.54 [.100]	5.08 [.200]	4	534998-2
2	-	2.54 [.100]	2	534998-1

2	SUPERCEDED BY 9-534998-0	99.06 [3.900]	101.60 [4.000]	80	4-534998-0
2		96.52 [3.800]	99.06 [3.900]	78	3-534998-9
2		93.98 [3.700]	96.52 [3.800]	76	3-534998-8
2		91.44 [3.600]	93.98 [3.700]	74	3-534998-7
		B	A	NO OF POSN	PART NUMBER

- 1 HOUSING: FLAME RETARDANT, GLASS FILLED, THERMOPLASTIC, COLOR: BLACK. CONTACT: PHOSPHOR BRONZE
- 2 CONTACT: DUPLEX PLATED 0.76µm[.000030] GOLD IN CONTACT AREA, 3.81-7.62µm[.000150-.000300] BRIGHT TIN-LEAD ON LEADS, ALL OVER 1.27µm[.000050] NICKEL
- 3 THESE DIMENSIONS PERTAIN TO CAVITY CENTERLINES ONLY - NOT TO CONTACT LOCATIONS
- 4 PART NUMBER AND DATE CODE ARE MARKED IN APPROXIMATE LOCATION SHOWN, EITHER SIDE.
- 5 TOLERANCE IS NON-CUMULATIVE.
- 6 2 POSITION DATE CODE IS MARKED OPPOSITE SIDE OF TE CONNECTIVITY LOGO.
- 7 POINT-OF-MEASUREMENT DIMENSION FOR PLATING THICKNESS (INSIDE CONTACT BEAM).
- 8 POINT-OF-CONTACT DIMENSION.
- 9 TE CONNECTIVITY TRADEMARK AND CSA LOGO ARE MOLDED INTO HOUSING, THIS LOCATION.
- 10 NO PART NUMBER MARKING REQUIRED FOR THIS PART.
- 11 CONTACT: DUPLEX PLATED 0.76µm[.000030] GOLD IN CONTACT AREA, 3.81-7.62µm[.000150-.000300] MATTE TIN ON LEADS, ALL OVER 1.27µm[.000050] NICKEL
- 12 ROHS 2002/95/EC COMPLIANT

THIS DRAWING IS A CONTROLLED DOCUMENT.

DIMENSIONS: mm [INCHES]	TOLERANCES UNLESS OTHERWISE SPECIFIED:	DIN M. BINNER 06NOV02	TE Connectivity
0 PLC ± -	1 PLC ± ± 0.13[.005]	CHK J. JOLSON 06NOV02	RECEPTACLE ASSEMBLY, MOD IV, DOUBLE ROW, DUAL ENTRY, .100X.100CL, VERTICAL MOUNT, AMPMODU
1 PLC ± ±	2 PLC ± ±	APVD J. JOLSON 06NOV02	PRODUCT SPEC 108-25022
2 PLC ± ±	3 PLC ± ±		APPLICATION SPEC 114-25018
3 PLC ± ±	4 PLC ± ±		SIZE A1
4 PLC ± ±	ANGLES ± ±	WEIGHT -	CAGE CODE DRAWING NO 00779
MATERIAL 1	FINISH 2	CUSTOMER DRAWING	SCALE 4:1 SHEET 1 OF 2 REV P7

LOC		DIST		REVISIONS			
AD	00	REV	DATE	BY	APPV	DESCRIPTION	DATE
-	-	1	-	-	-	SEE SHEET 1	-

SYMBOL	B	A	NO OF POSN	PART NUMBER
	88.90 [3.500]	91.44 [3.600]	72	8-534998-6
	86.36 [3.400]	88.90 [3.500]	70	8-534998-5
	83.82 [3.300]	86.36 [3.400]	68	8-534998-4
	81.28 [3.200]	83.82 [3.300]	66	8-534998-3
	78.74 [3.100]	81.28 [3.200]	64	8-534998-2
	76.20 [3.000]	78.74 [3.100]	62	8-534998-1
	73.66 [2.900]	76.20 [3.000]	60	8-534998-0
	71.12 [2.800]	73.66 [2.900]	58	7-534998-9
	68.58 [2.700]	71.12 [2.800]	56	7-534998-8
	66.04 [2.600]	68.58 [2.700]	54	7-534998-7
	63.50 [2.500]	66.04 [2.600]	52	7-534998-6
	60.96 [2.400]	63.50 [2.500]	50	7-534998-5
	58.42 [2.300]	60.96 [2.400]	48	7-534998-4
	55.88 [2.200]	58.42 [2.300]	46	7-534998-3
	53.34 [2.100]	55.88 [2.200]	44	7-534998-2
	50.80 [2.000]	53.34 [2.100]	42	7-534998-1
	48.26 [1.900]	50.80 [2.000]	40	7-534998-0
	45.72 [1.800]	48.26 [1.900]	38	6-534998-9
	43.18 [1.700]	45.72 [1.800]	36	6-534998-8
	40.64 [1.600]	43.18 [1.700]	34	6-534998-7
	38.10 [1.500]	40.64 [1.600]	32	6-534998-6
	35.56 [1.400]	38.10 [1.500]	30	6-534998-5
	33.02 [1.300]	35.56 [1.400]	28	6-534998-4
	30.48 [1.200]	33.02 [1.300]	26	6-534998-3
	27.94 [1.100]	30.48 [1.200]	24	6-534998-2
	25.40 [1.000]	27.94 [1.100]	22	6-534998-1
	22.86 [.900]	25.40 [1.000]	20	6-534998-0
	20.32 [.800]	22.86 [.900]	18	5-534998-9
	17.78 [.700]	20.32 [.800]	16	5-534998-8
	15.24 [.600]	17.78 [.700]	14	5-534998-7
	12.70 [.500]	15.24 [.600]	12	5-534998-6
	10.16 [.400]	12.70 [.500]	10	5-534998-5
	7.62 [.300]	10.16 [.400]	8	5-534998-4
	5.08 [.200]	7.62 [.300]	6	5-534998-3
	2.54 [.100]	5.08 [.200]	4	5-534998-2
	-	2.54 [.100]	2	5-534998-1
SYMBOL	B	A	NO OF POSN	PART NUMBER

	99.06 [3.900]	101.60 [4.000]	80	9-534998-0
	96.52 [3.800]	99.06 [3.900]	78	8-534998-9
	93.98 [3.700]	96.52 [3.800]	76	8-534998-8
	91.44 [3.600]	93.98 [3.700]	74	8-534998-7
SYMBOL	B	A	NO OF POSN	PART NUMBER

THIS DRAWING IS A CONTROLLED DOCUMENT.

DIN	M. BINNER	06NOV02
CHK	J. JOLSON	06NOV02
APVD	J. JOLSON	06NOV02
NAME	RECEPTACLE ASSEMBLY, MOD IV, DOUBLE ROW, DUAL ENTRY, .100X.100CL, VERTICAL MOUNT, AMPMODU	
PRODUCT SPEC	108-25022	
APPLICATION SPEC	114-25018	
SIZE	CAGE CODE	DRAWING NO
A1	00779	534998
RESTRICTED TO	-	

MATERIAL: FINISH:

CUSTOMER DRAWING SCALE: 4:1 SHEET 2 OF 2 REV P7

Mouser Electronics

Authorized Distributor

Click to View Pricing, Inventory, Delivery & Lifecycle Information:

[TE Connectivity:](#)

[5-534998-8](#)