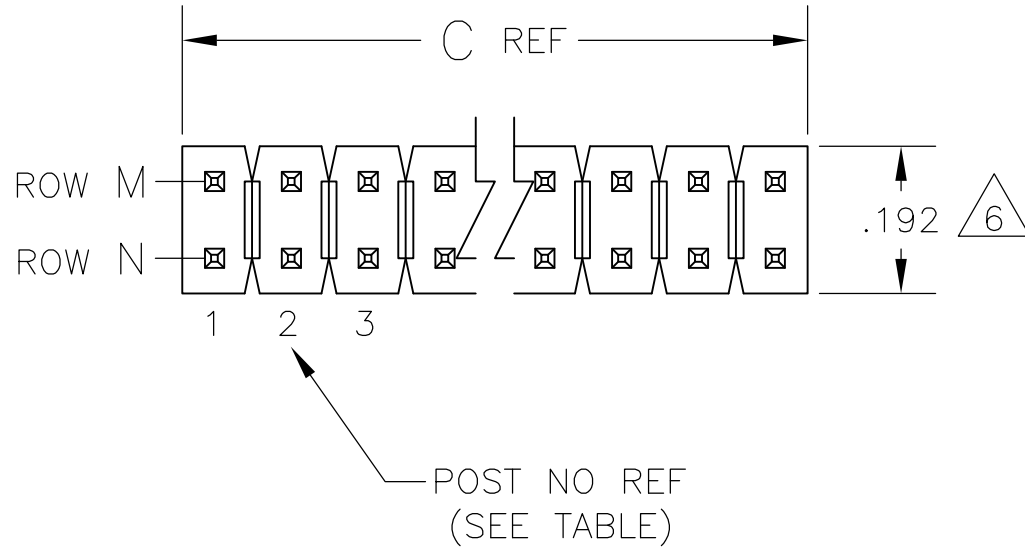
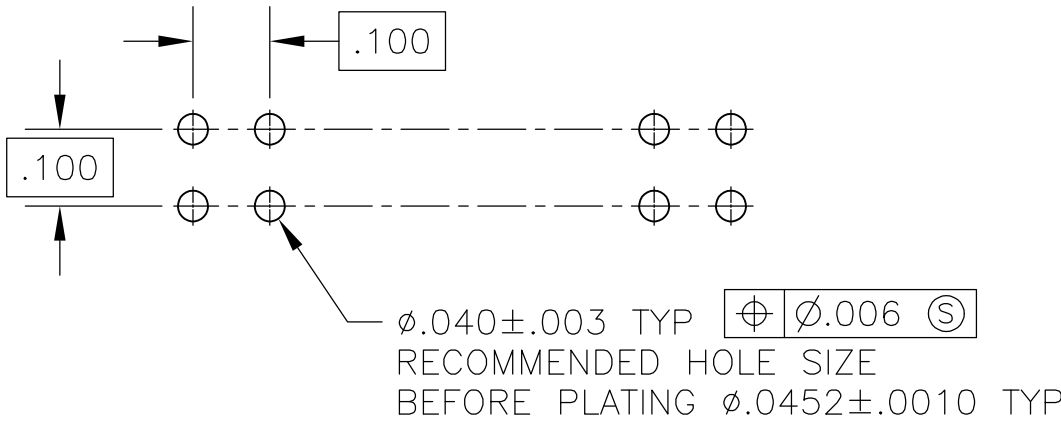
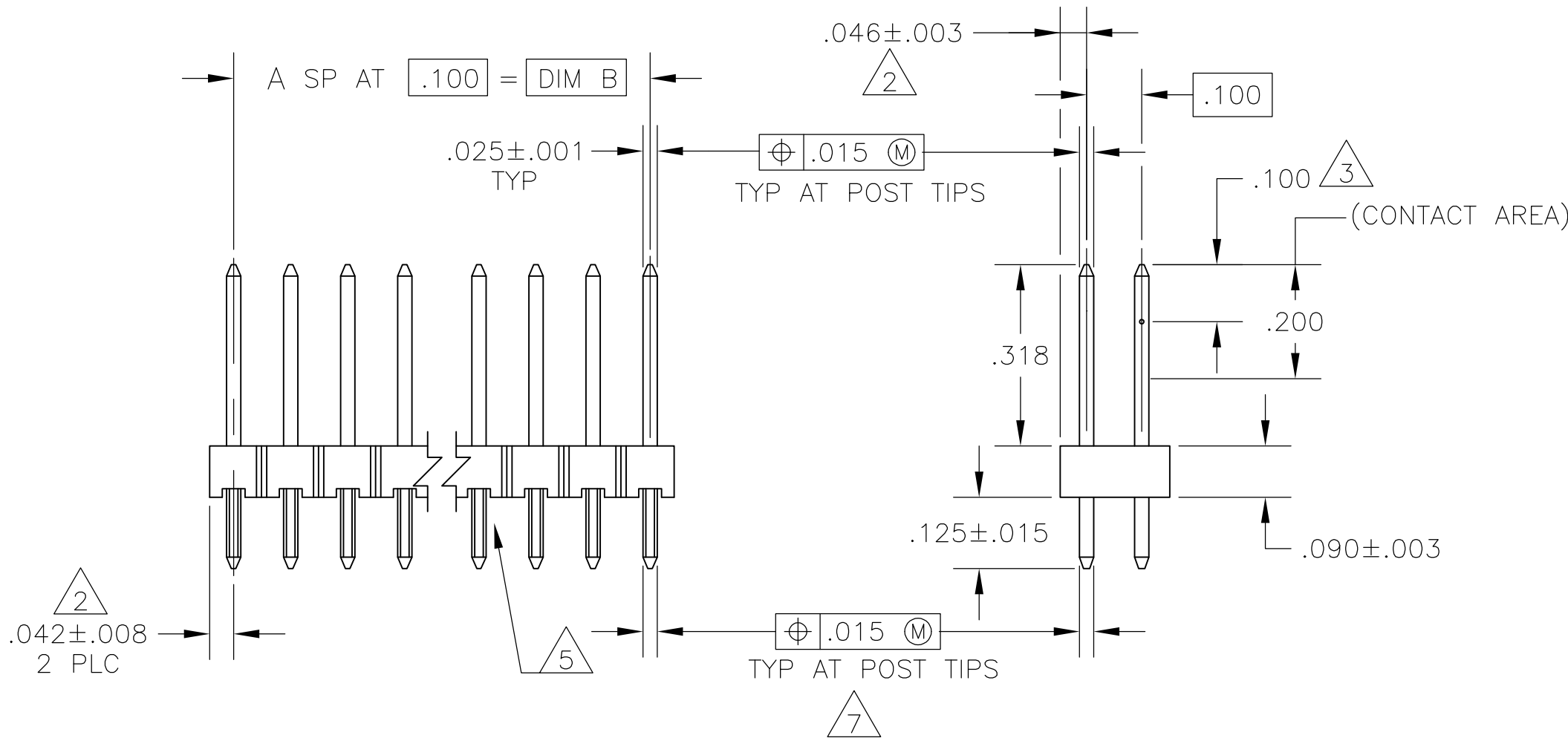


LOC		DIST		REVISIONS					
AD		00		P	LTR	DESCRIPTION	DATE	DWN	APVD
					R	REVISED PER ECO-14-000066	27JUN2014	NK	MM



- 1 TRUE POSITION TOLERANCE OF THE POST TIPS APPLIES WHEN THE HEADER IS HELD FLAT AGAINST THE PRINTED CIRCUIT BOARD.
- 2 THE NOTED DIMENSIONS APPLY AT THE INTERSECTION OF THE POST AND HOUSING.
- 3 POINT OF MEASUREMENT FOR PLATING THICKNESS.
- 4 OBSOLETE PART NUMBER.
- 5 RETENTION FEATURES ON SOLDER TAILS, LOCATED AT MANUFACTURERS OPTION.
- 6 FOR 2 POSITION PART ONLY, THE NOTED DIMENSION IS .184
- 7 $\varnothing .020 \text{ M}$ FOR KINKED TAILS
- 8 OBSOLETE PARTS: OBSOLETE CIS STREAMLINING PER D.RENAUD/D.SINISI



RECOMMENDED HOLE LAYOUT

OBSOLETE	3.284	3.200	32	66	2-104433-4
	1.784	1.700	17	36	2-104433-3
	3.484	3.400	34	70	2-104433-2
	2.184	2.100	21	44	2-104433-1
	3.984	3.900	39	80	2-104433-0
OBSOLETE	2.984	2.900	29	60	1-104433-9
	2.484	2.400	24	50	1-104433-8
	1.984	1.900	19	40	1-104433-7
	1.684	1.600	16	34	1-104433-6
	1.484	1.400	14	30	1-104433-5
OBSOLETE	1.384	1.300	13	28	1-104433-4
	1.284	1.200	12	26	1-104433-3
	1.184	1.100	11	24	1-104433-2
	1.084	1.000	10	22	1-104433-1
	.984	.900	9	20	1-104433-0
OBSOLETE	.884	.800	8	18	1-104433-9
	.784	.700	7	16	1-104433-8
	.684	.600	6	14	1-104433-7
	.584	.500	5	12	1-104433-6
	.484	.400	4	10	1-104433-5
OBSOLETE	.384	.300	3	8	1-104433-4
	.284	.200	2	6	1-104433-3
	.184	.100	1	4	1-104433-2
	.084	—	—	2	1-104433-1
	—	—	—	—	—
C	B	A	NO OF POSN	ASSEMBLY PART NUMBER	

THIS DRAWING IS A CONTROLLED DOCUMENT.

DWN
H MOLL
CHK
R FEJDT
APVD
R FEJDT

23JUN88
23JUN88
23JUN88

TE Connectivity

DIMENSIONS:
INCHES

0 PLC ± -
1 PLC ± -
2 PLC ± -
3 PLC ± .005
4 PLC ± -
ANGLES ± -

MATERIAL
HOUSING: FLAME
RETARDANT THERMOPLASTIC
COLOR: BLACK
POST: COPPER ALLOY

FINISH: POSTS:
.00015 GOLD IN CONTACT AREA
.000100-.000200 WHITE TIN-LEAD
ON SOLDER TAIL, ALL OVER
.000050 NICKEL

WEIGHT
—

NAME
HEADER ASSY, MOD II,
BREAKAWAY, DBL ROW, 100X.100 C
VERT, .025 SQ POSTS, WITH RETENTION FEATURE

SIZE
A1

CAGE CODE
00779

DRAWING NO
104433

RESTRICTED TO
—

CUSTOMER DRAWING

SCALE
4:1

SHEET
1

OF
1

REV
R

Mouser Electronics

Authorized Distributor

Click to View Pricing, Inventory, Delivery & Lifecycle Information:

[TE Connectivity:](#)

[1-104433-0](#)