

1

2

3

4

5

6

7

A

A

B

B

C

C

D

D

E

E

F

F

NOTES:

MATERIAL

- 1. Insulator Material: PBT+30%G.F.(UL94V-0), Grey
 - 2. Contact Material : Brass
 - ③ 3. Contact Plating : Gold Flash / Tin or Full Tinned Over Ni
- ELECTRICAL**
- 1. Current Rating : 3.0AMP
 - 2. Withstand Voltage : 1000V AC/minute
 - 3. Contact Resistance : 20mΩ max
 - 4. Insulation Resistance: 1000MΩ min

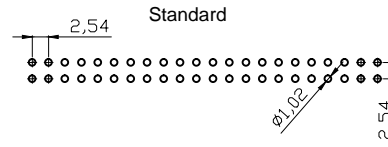
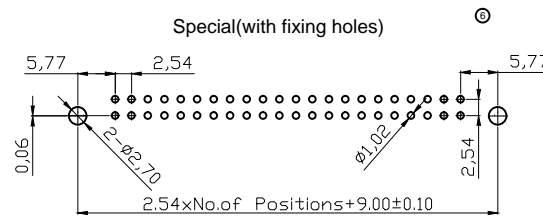
ENVIRONMENTAL

- 1. Operation Temperature: -40°C to +105°C
- 2. Packing : Tray
- ③ 3. Without side slot "A" and "B" for 06-18P
Without side slot "A" and with slot "B" for 20-58P
With slot "A" and "B" for 60-64P

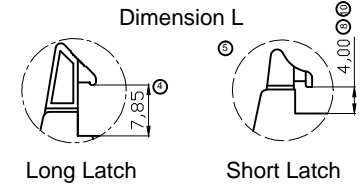
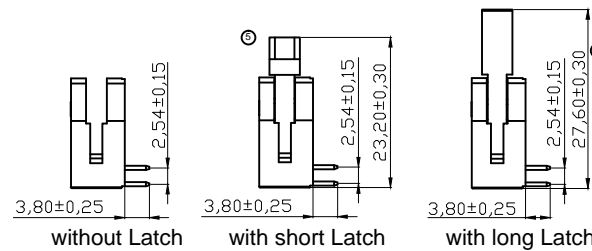
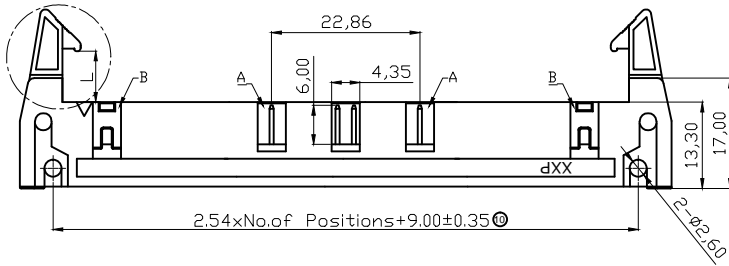
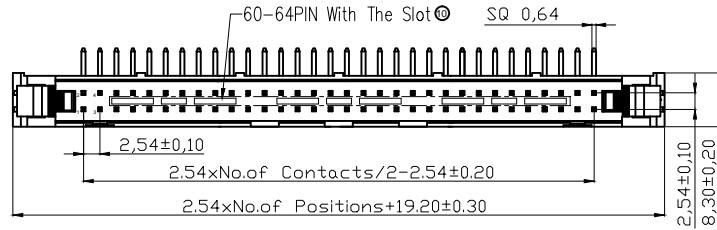
③ Ordering Information

AWH xxA-0xx2-T

③ No. of Contacts	Latch Type
06 08	0 (w/o latch)
10 12	2 (with short latch)
14 16	2 (with short latch)
18 20	3 (with long latch)
24 26	
30 34	
40 50	
60 64	



Recommended P.C.B Layout (Top Side)
(PCB BOARD TOLERANCE±0.05)



RoHS compliant
Unit: mm



Scale	Free	⑩	Update dimensions and notes	28.01.2019	Xavier		Date	Name	Customer-No.
TOLERANCE		⑨	Add UL file no.	12.12.2013	Amy	Drawn	25.01.2006	Alex	ASSMANN WSW-No. AWH xxA-0xx2-T
X.X	±0.40	⑧	Add the fulled Tinned version	11.11.2013	Winnie	Approved	12.12.2013	Amy	
X.XX	±0.25	⑦	Update	29.03.2013	Winnie				
X.XXX	±0.15	⑥	Add special PCB layout	07.12.2010	Alex	ASSMANN WSW components			Drawing-No. ASS 2311 CO
Angle	±3°	⑤	Correct drawing of short latch	05.05.2010	Dean				rev10
		Id.	Modification	Date	Name		Replace	Sheet 1/1	

1

2

3

4

5

6

7

H

H