

DUAL-IN-LINE SOCKETS

SERIES 110 • SELECTIVELY LOADED RELAY DIP SOCKET, SOLDER TAIL

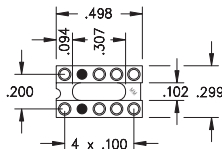
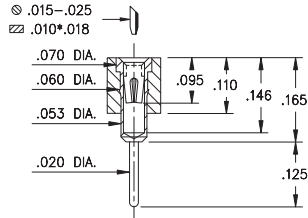


Fig. 1

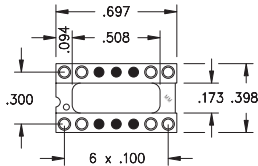


Fig. 2

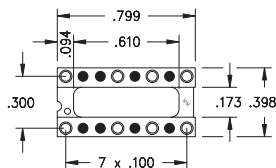


Fig. 3

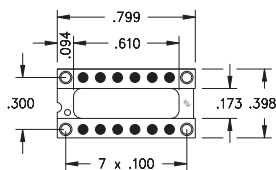


Fig. 4

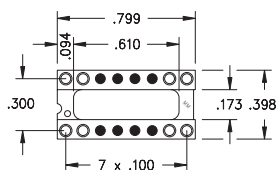


Fig. 5

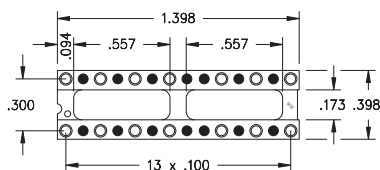



Fig. 6

○ = Loaded Position ● = Empty Position

- Relay sockets accept devices with I/O pins on .100" grid
- Additional Relay DIP socket patterns are available on Page 134
- Series 110 use MM #1001 receptacles. See page 165 for details
- Hi-Rel, 4-finger BeCu #30 contact is rated at 3 amps. See page 253 for details
- Insulators are high temperature thermoplastic, suitable for all soldering operations
- For Electrical, Mechanical and Environmental Data, see page 264 for details



ORDERING INFORMATION

FIG. 1	Series 110...002	8 Position Relay Socket
	110-XX-210-10-002000	
FIG. 2	Series 110...002	8 Position Relay Socket
	110-XX-314-10-002000	
FIG. 3	Series 110...003	8 Position Relay Socket
	110-XX-316-10-003000	
FIG. 4	Series 110...004	4 Position Relay Socket
	110-XX-316-10-004000	
FIG. 5	Series 110...005	8 Position Relay Socket
	110-XX-316-10-005000	
FIG. 6	Series 110...002	14 Position Relay Socket
	110-XX-328-10-002000	

XX=Plating Code
See Below

RoHS-2
2011/65/EU

SPECIFY PLATING CODE XX=	13	93	43
Sleeve (Pin)	10 μ" Au	200 μ" Sn/Pb	200 μ" Sn
Contact (Clip)	30 μ" Au	30 μ" Au	30 μ" Au



Mouser Electronics

Authorized Distributor

Click to View Pricing, Inventory, Delivery & Lifecycle Information:

Mill-Max:

[110-43-316-10-003000](#) [110-93-316-10-003000](#) [110-43-316-10-004000](#) [110-43-316-10-005000](#) [110-13-316-10-003000](#) [110-43-328-10-002000](#) [110-13-314-10-002000](#) [110-43-314-10-002000](#) [110-93-314-10-002000](#) [110-43-210-10-002000](#)