

**824 –894 & 1850 –1990 MHz Dual Band Antenna (US Dual Band)**


**Part Number: 1513247-1**

**Product Facts**

- Small and lightweight.
- RoHS compliant

**Recommendations**

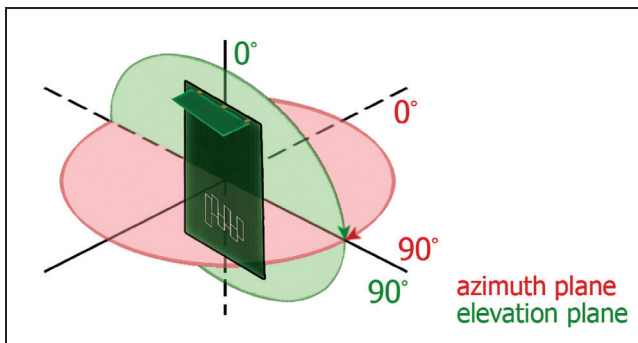
- Minimum or no matching circuits required.
- Bandwidth and performance is dependent on ground plane size. Suggested minimum ground plane length from the antenna feed is 100 mm.



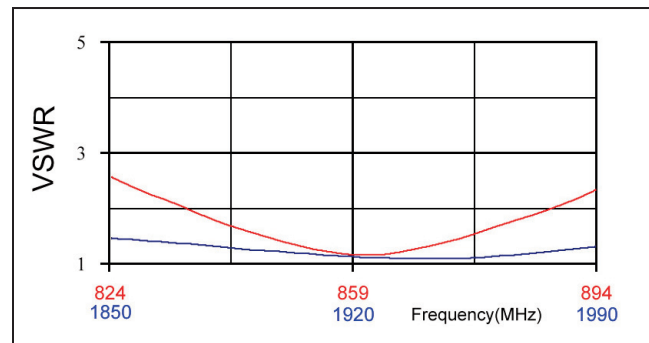
**Specifications**

Frequency Range (MHz)	824 – 894; 1850 – 1990
Peak Gain	0 dBi; +3 dBi
VSWR	< 3.0:1; < 3.0:1
Polarization	Linear
Power Handling	10 Watt cw
Feed Point Impedance	50 Ohms
Size	38.10 mm x 15.24 mm x 1.57 mm
Weight	< 2 g.
Mounting	Tab mounted with plated through holes. See page 2
Keep Out Area	See diagram on page 2

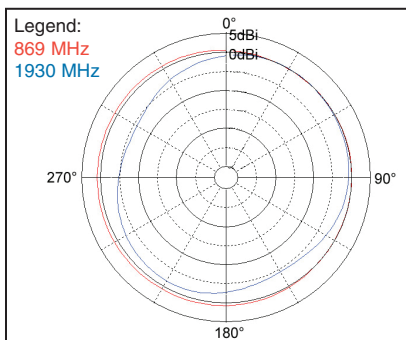
**Test Orientation in Free Space**



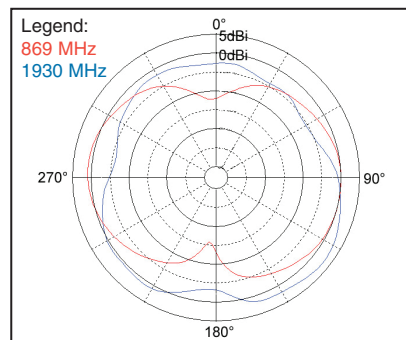
**VSWR**



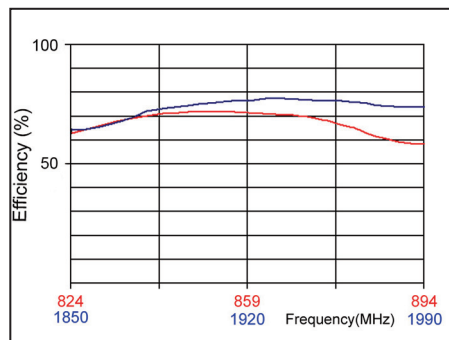
**Azimuth**



**Elevation**



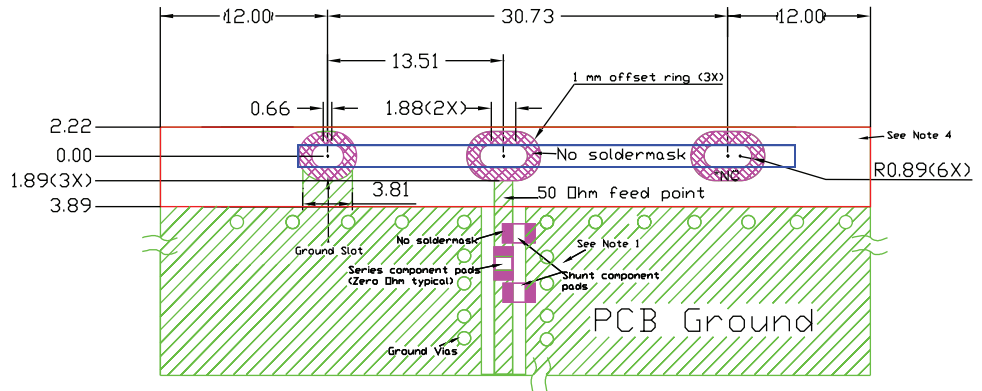
**Efficiency**



**824 –894 & 1850 –1990 MHz Dual Band Antenna (US Dual Band)**

**Part Number: 1513247-1**

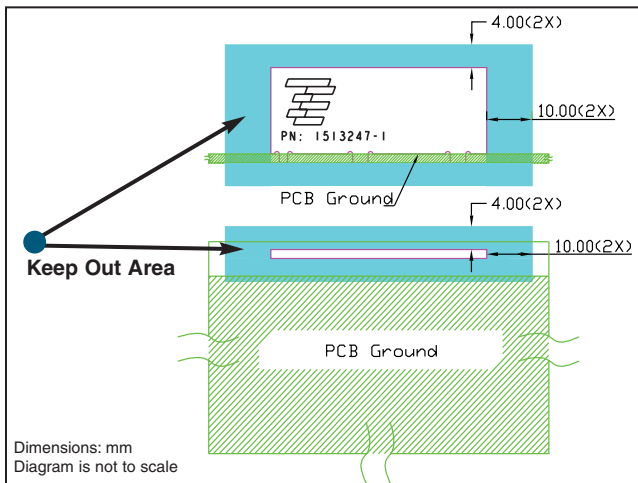
**Mounting Guide**



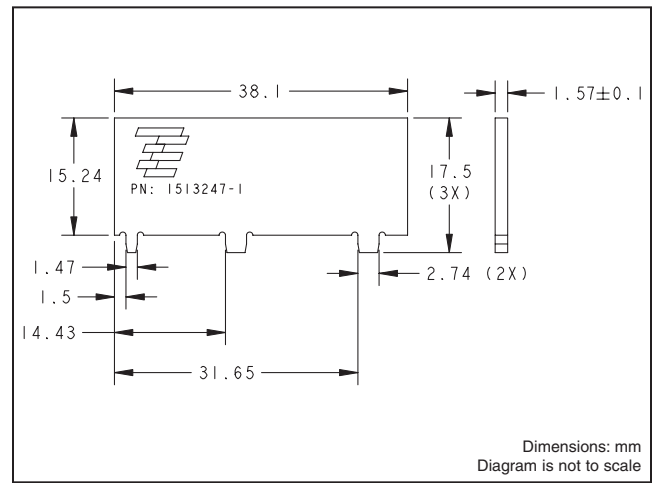
- NOTES:
1. Suggested matching component pads.
  2. Antenna must be mounted on the edge of PCB.
  3. NC = No connection (mechanical mounting pads).
  4. No copper allowed in designated area on all PCB layers –
  5. For more information please call TE.

Dimensions: mm  
Diagram is not to scale

**Keep Out Area**



**Approx. Dimensions**



© 2011 Tyco Electronics Corporation. All Rights Reserved.

2-1773459-8-CIS-PDF-03-11

TE (logo) and TE Connectivity are trademarks of the TE Connectivity group of companies and its licensors.

Other logos, product and Company names mentioned herein may be trademarks of their respective owners.

While TE has made every reasonable effort to ensure the accuracy of the information in this catalog, TE does not guarantee that it is error-free, nor does TE make any other representation, warranty or guarantee that the information is accurate, correct, reliable or current. TE reserves the right to make any adjustments to the information contained herein at any time without notice. TE expressly disclaims all implied warranties regarding the information contained herein, including, but not limited to, any implied warranties of merchantability or fitness for a particular purpose. The dimensions in this catalog are for reference purposes only and are subject to change without notice. Specifications are subject to change without notice.

Consult TE for the latest dimensions and design specifications.

9565 Soquel Drive  
Aptos, CA 95003  
(+ 831) 662-1174  
<http://www.antenna.te.com>

# Mouser Electronics

Authorized Distributor

Click to View Pricing, Inventory, Delivery & Lifecycle Information:

[TE Connectivity:](#)

[1513247-1](#)