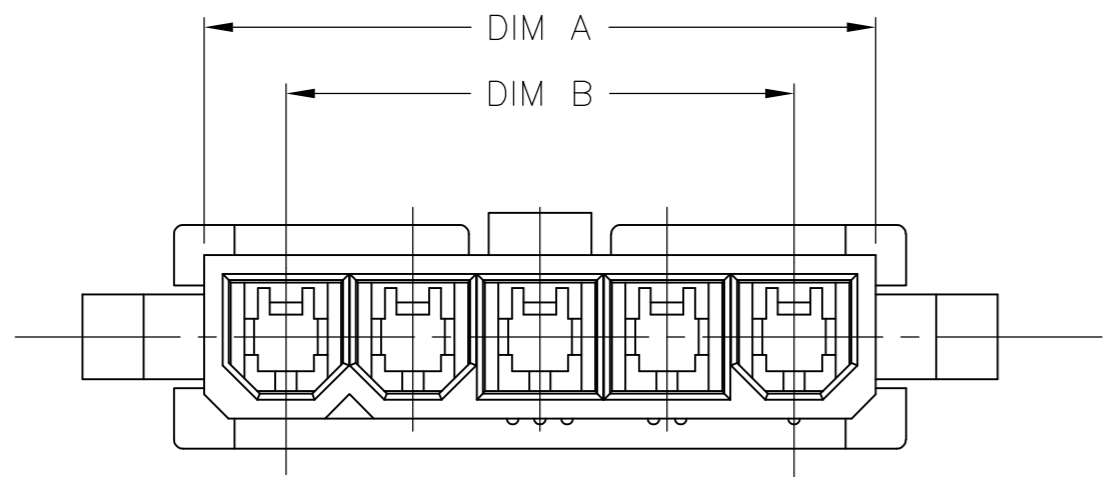
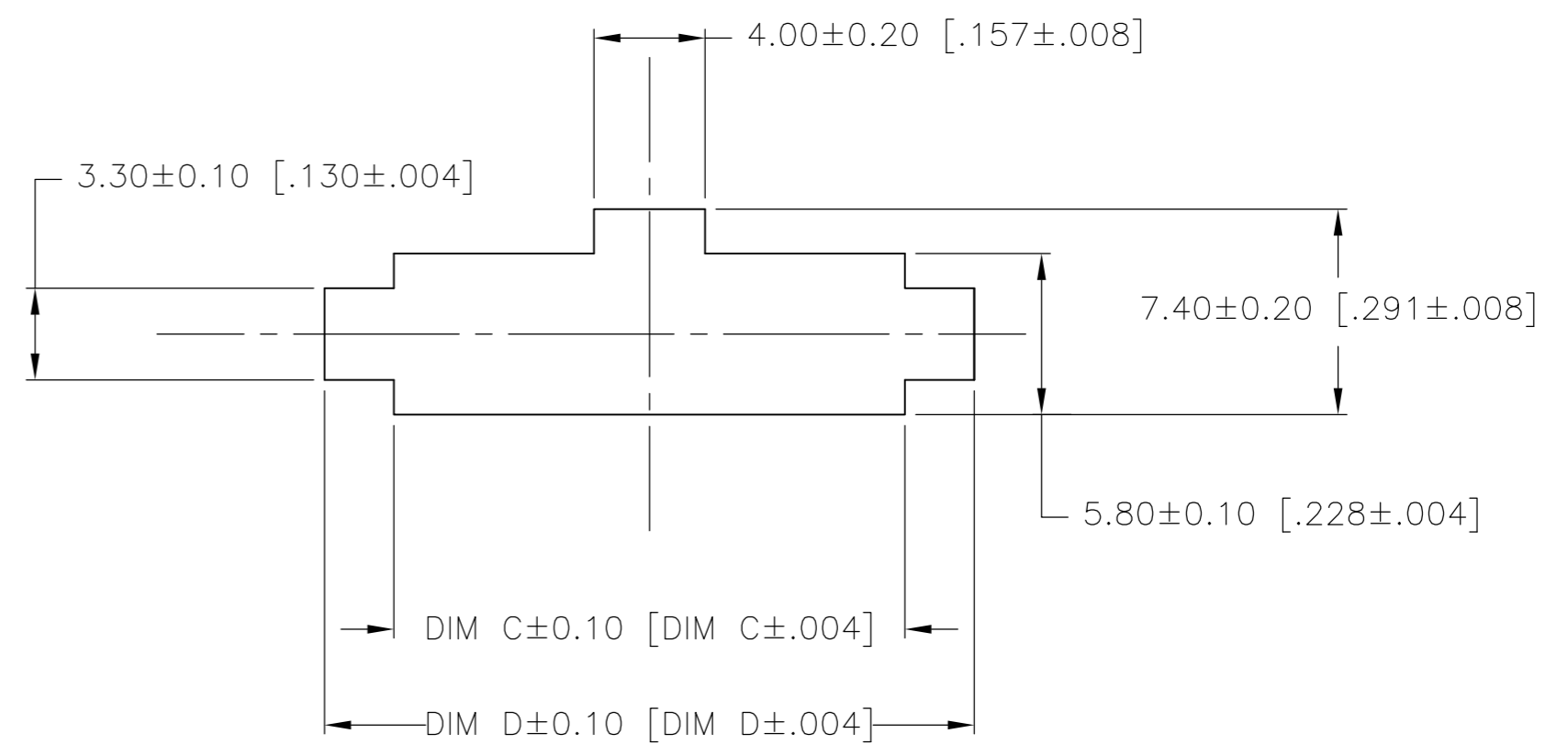
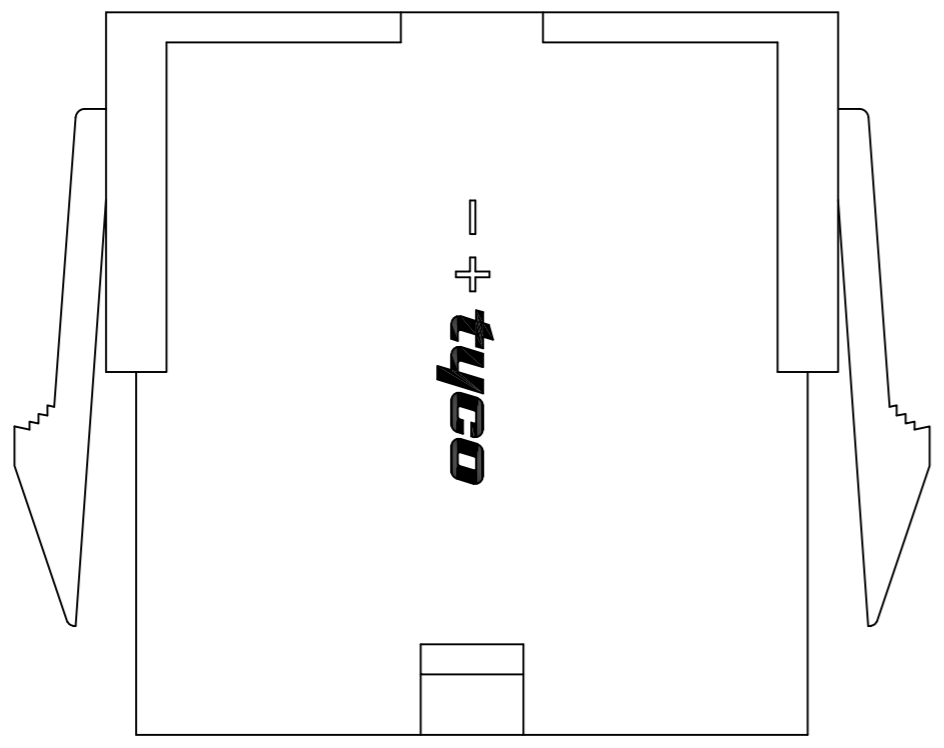
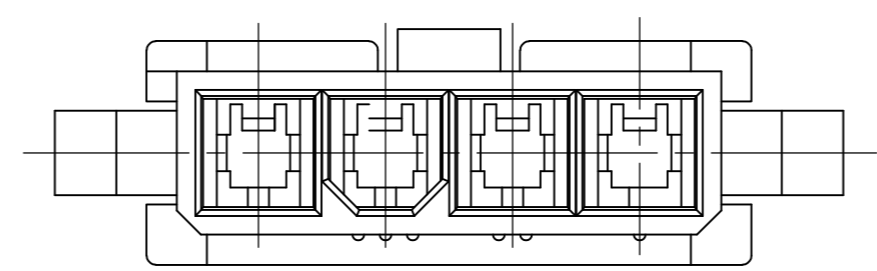
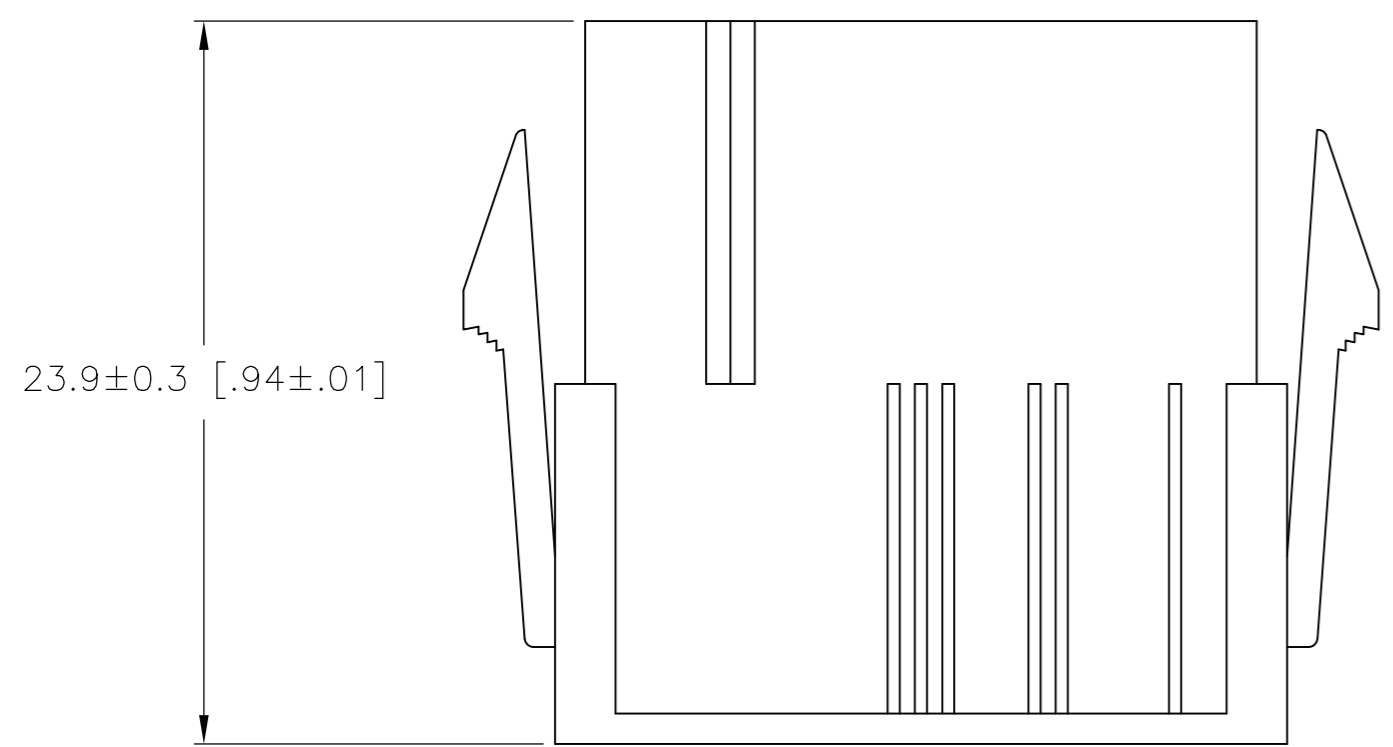
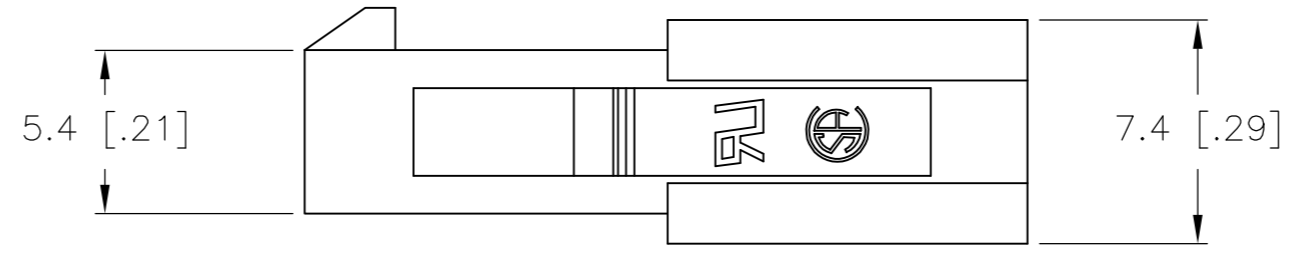


THIS DRAWING IS UNPUBLISHED. RELEASED FOR PUBLICATION  
 © COPYRIGHT BY TYCO ELECTRONICS CORPORATION. ALL INTERNATIONAL RIGHTS RESERVED.

LOC		DIST		REVISIONS			
P	LTR	DESCRIPTION		DATE	DWN	APVD	
CM	00	D		REVISED PER ECO-08-031188	06JAN09	HMR	CC



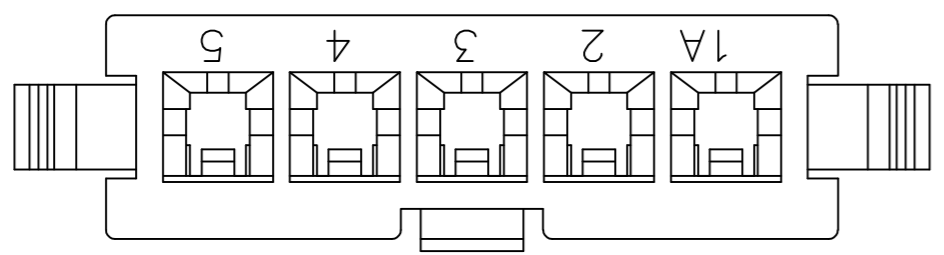
RECOMMENDED CUT-OUT FOR 2.00 [.079] MAX THICK PANEL



4 POSITION MATING FACE (FOR POLARIZATION IDENTIFICATION)

- 1 MATERIAL: NYLON 66 UL94V-0.
- 2 PANEL SHOULD BE PUNCHED IN THE DIRECTION OF CONNECTOR INSERTION.

SUPERCEDED BY 2029204-4	BLACK	23.4 [.92]	18.4 [.72]	12.6 [.50]	18.0 [.71]	4	1-1586023-9
	WHITE	27.6 [1.09]	22.6 [.89]	16.8 [.66]	22.2 [.87]	5	1586023-5
	WHITE	23.4 [.92]	18.4 [.72]	12.6 [.50]	18.0 [.71]	4	1586023-4
	COLOR	DIM D	DIM C	DIM B	DIM A	POS	PART NUMBER



**METRIC**

THIS DRAWING IS A CONTROLLED DOCUMENT.

DIMENSIONS: mm [INCHES]	TOLERANCES UNLESS OTHERWISE SPECIFIED: 0 PLC ± 1 PLC ± 0.1 [.04] 2 PLC ± 3 PLC ± 4 PLC ± ANGLES ± FINISH	DWN K. WHITAKER 19-FEB-04 CHK D. COLEY 19-FEB-04 APVD D. COLEY 19-FEB-04 PRODUCT SPEC APPLICATION SPEC WEIGHT CUSTOMER DRAWING	Tyco Electronics Corporation Harrisburg, PA 17105-3608 NAME PLUG, PANEL MOUNT, SINGLE ROW VAL-U-LOK(TM) SIZE A2 CAGE CODE 00779 DRAWING NO C=1586023 RESTRICTED TO
----------------------------	---	--	---

SCALE 5:1 SHEET 1 OF 1 REV D

# Mouser Electronics

Authorized Distributor

Click to View Pricing, Inventory, Delivery & Lifecycle Information:

[TE Connectivity:](#)

[1586023-4](#)