

PCB terminal block - PTSA 0,5/17-2,5-Z - 1990151

Please be informed that the data shown in this PDF Document is generated from our Online Catalog. Please find the complete data in the user's documentation. Our General Terms of Use for Downloads are valid (<http://phoenixcontact.com/download>)

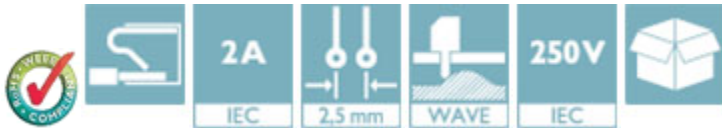


PCB terminal block, Nominal current: 2 A, Nom. voltage: 250 V, Pitch: 2.5 mm, Number of positions: 17, Connection method: Push-in spring connection, Mounting: Wave soldering, Conductor/PCB connection direction: 45 °, Color: green, Offset soldering legs, two-rowed

The figure shows a 10-position version of the product

Product Features

- Compact design with easy actuation and direct plug-in technology
- Dielectric strength and mechanical stability increased thanks to zigzag pinning. Pinning always starts at the front right position. Special pinning versions are available on request.



Key Commercial Data

Packing unit	1 pc
Minimum order quantity	50 pc
Weight per Piece (excluding packing)	6.8 g
Custom tariff number	85369010
Country of origin	Poland

Technical data

Dimensions

Length	12 mm
Pitch	2.50 mm
Dimension a	40 mm
Width	44 mm
Constructional height	13.1 mm
Height	16.7 mm
Length of the solder pin	3.6 mm
Pin dimensions	0,4 x 0,75 mm
Pin spacing	2.5 mm

PCB terminal block - PTSA 0,5/17-2,5-Z - 1990151

Technical data

Dimensions

Hole diameter	1 mm
---------------	------

General

Range of articles	PTSA 0,5
Rated surge voltage (III/3)	2.5 kV
Rated surge voltage (III/2)	2.5 kV
Rated surge voltage (II/2)	2.5 kV
Rated voltage (III/3)	160 V
Rated voltage (III/2)	250 V
Rated voltage (II/2)	400 V
Connection in acc. with standard	EN-VDE
Nominal current I_N	2 A
Nominal cross section	0.5 mm ²
Maximum load current	2 A
Insulating material	PA
Solder pin surface	Sn
Flammability rating according to UL 94	V0
Stripping length	9 mm
Number of positions	17

Connection data

Conductor cross section solid min.	0.14 mm ²
Conductor cross section solid max.	0.5 mm ²
Conductor cross section flexible min.	0.2 mm ²
Conductor cross section flexible max.	0.5 mm ²
Conductor cross section AWG min.	24
Conductor cross section AWG max.	20

Standards and Regulations

Connection in acc. with standard	EN-VDE
	CUL
Flammability rating according to UL 94	V0

Classifications

eCl@ss

eCl@ss 4.0	272607xx
eCl@ss 4.1	27260701
eCl@ss 5.0	27141190

PCB terminal block - PTSA 0,5/17-2,5-Z - 1990151

Classifications

eCl@ss

eCl@ss 5.1	27141190
eCl@ss 6.0	27261101
eCl@ss 7.0	27440401
eCl@ss 8.0	27440401
eCl@ss 9.0	27440401

ETIM

ETIM 3.0	EC001121
ETIM 4.0	EC002643
ETIM 5.0	EC002643

UNSPSC

UNSPSC 6.01	30211801
UNSPSC 7.0901	39121432
UNSPSC 11	34131203
UNSPSC 12.01	39121432
UNSPSC 13.2	39121432

Approvals

Approvals


Approvals

UL Recognized / VDE Gutachten mit Fertigungsüberwachung / cUL Recognized / CCA / EAC / EAC / cULus Recognized

Ex Approvals

Approvals submitted


Approval details

UL Recognized 		
	B	D
mm ² /AWG/kcmil	26-20	26-20


PCB terminal block - PTSA 0,5/17-2,5-Z - 1990151

Approvals

	B	D
Nominal current I _N	2 A	2 A
Nominal voltage U _N	300 V	300 V

VDE Gutachten mit Fertigungsüberwachung 

mm ² /AWG/kcmil	0.5
Nominal current I _N	2 A
Nominal voltage U _N	250 V

cUL Recognized 


	B	D
mm ² /AWG/kcmil	26-20	26-20
Nominal current I _N	2 A	2 A
Nominal voltage U _N	300 V	300 V

CCA

mm ² /AWG/kcmil	0.5
Nominal current I _N	2 A

EAC

EAC

cULus Recognized 

Accessories

Accessories

Screwdriver tools

PCB terminal block - PTSA 0,5/17-2,5-Z - 1990151

Accessories

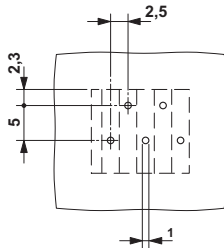
Screwdriver - SZF 0-0,4X2,5 - 1204504



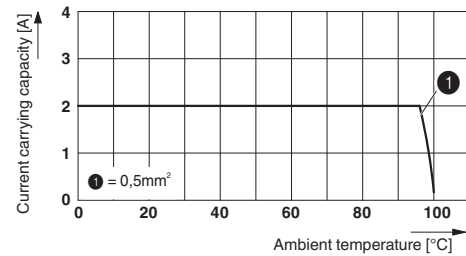
Actuation tool, for ST terminal blocks, also suitable for use as a bladed screwdriver, size: 0.4 x 2.5 x 75 mm, 2-component grip, with non-slip grip

Drawings

Drilling diagram



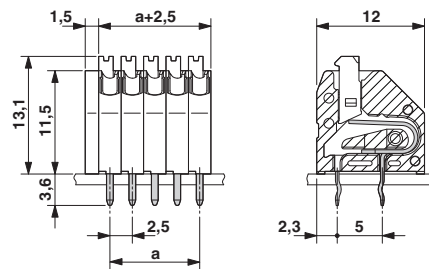
Diagram



The illustration shows the 5-pos. version – Zig-zag pinning starts at the right-hand position. Other pinning available on request.

Derating diagram for 5 pins; reduction factor=1

Dimensional drawing



The illustration shows the 5-pos. version

Mouser Electronics

Authorized Distributor

Click to View Pricing, Inventory, Delivery & Lifecycle Information:

[Phoenix Contact:](#)

[1990151](#)