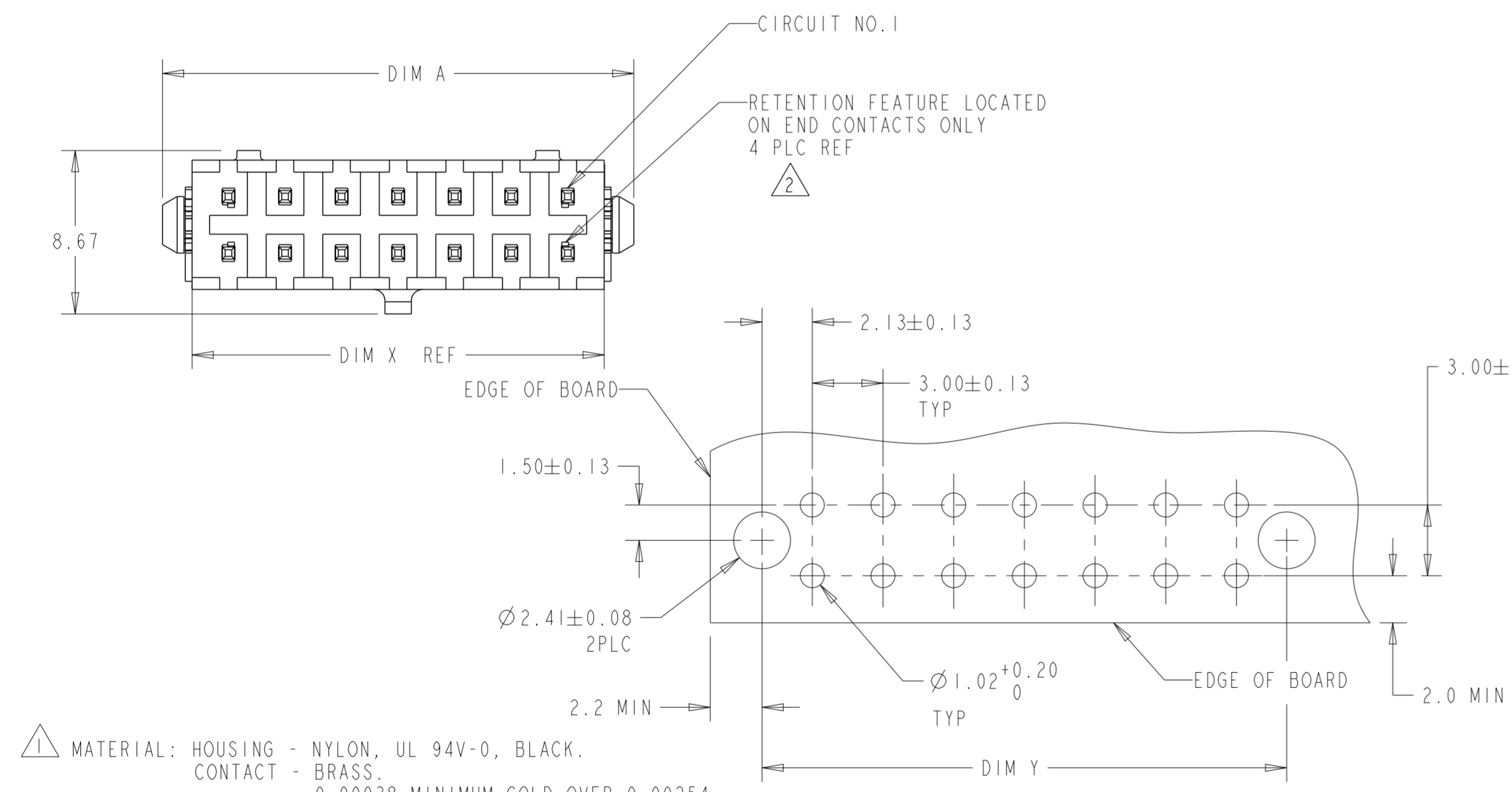
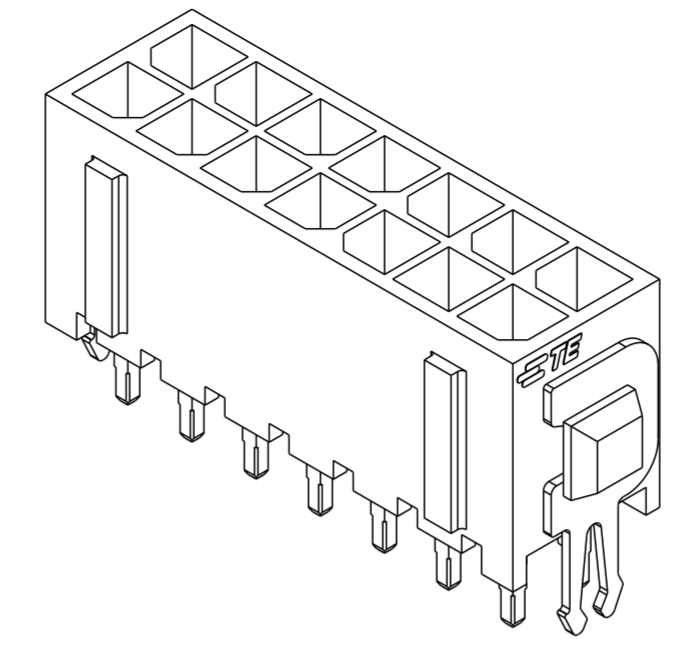
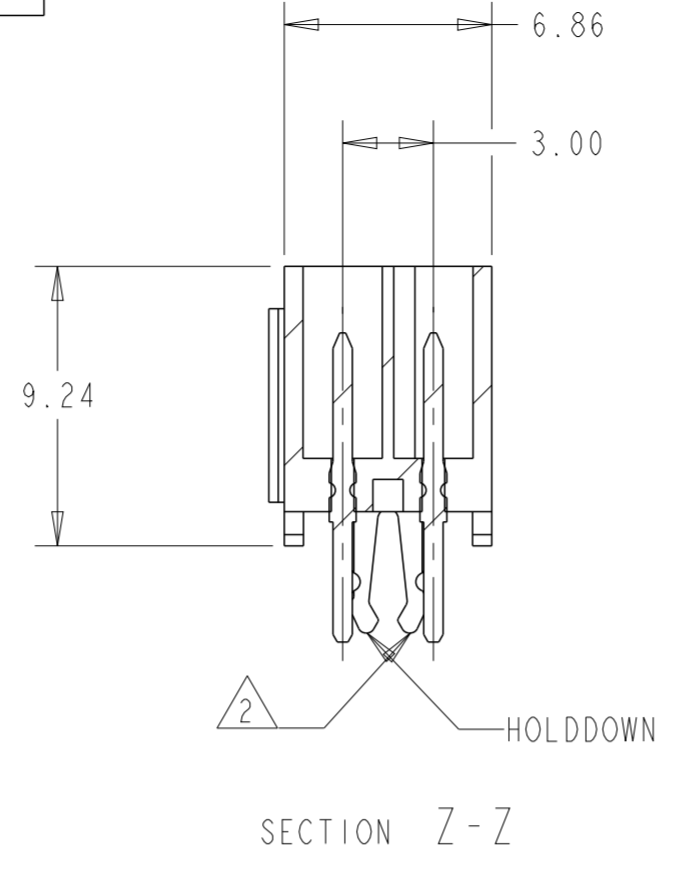
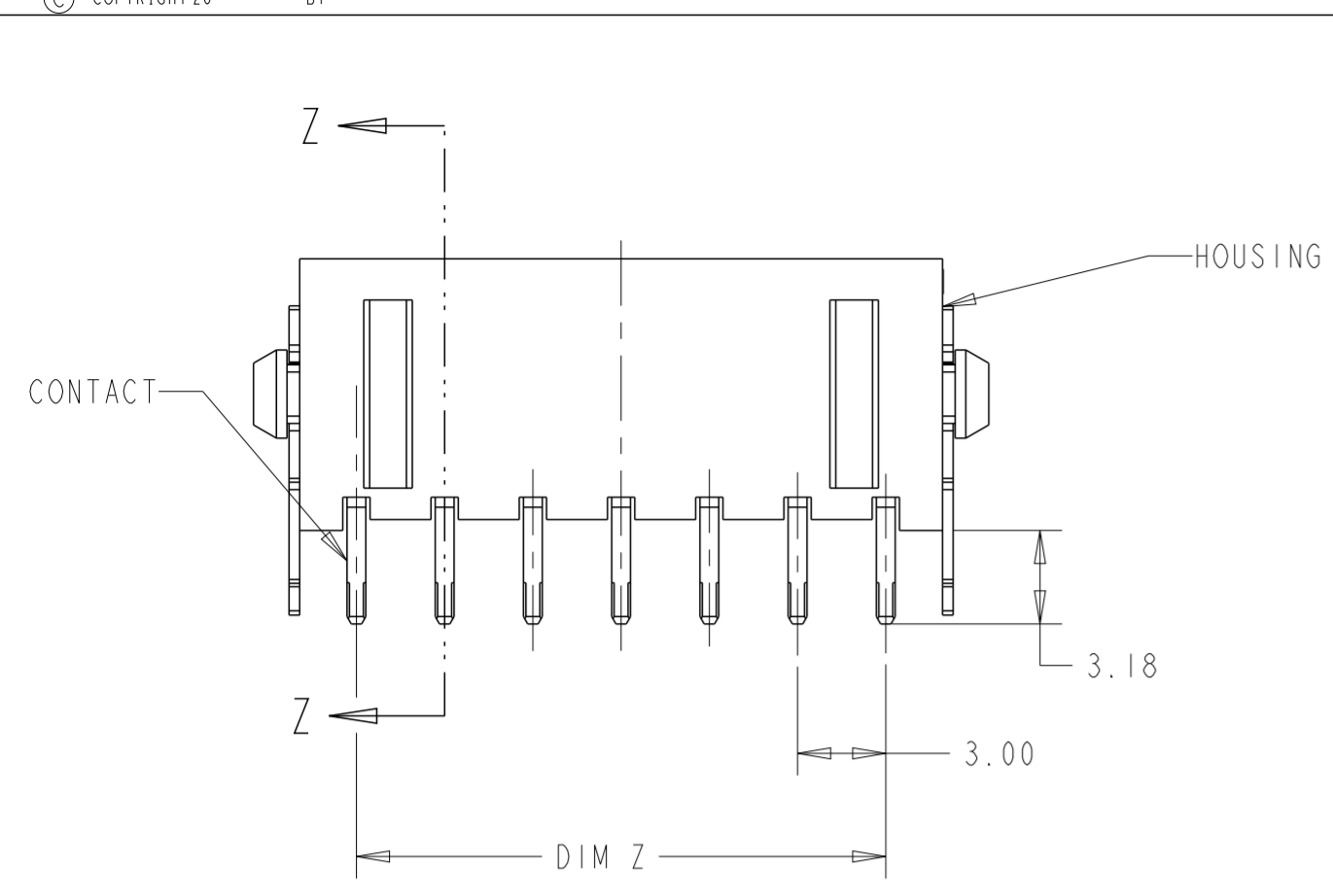


THIS DRAWING IS UNPUBLISHED. RELEASED FOR PUBLICATION
 © COPYRIGHT 20 BY - ALL RIGHTS RESERVED.

REVISIONS					
P	LTR	DESCRIPTION	DATE	DWN	APVD
	FI	REVISED PER ECR-16-011494	27JUN2017	NK	CX



- 1 MATERIAL: HOUSING - NYLON, UL 94V-0, BLACK.
CONTACT - BRASS.
0.00038 MINIMUM GOLD OVER 0.00254
MINIMUM NICKEL ON MATING AREA. 0.00254
TIN-LEAD MINIMUM OVER 0.00254 NICKEL
MINIMUM ON SOLDER TAILS.
HOLDDOWNS: PHOSPHOE BRONZE, .00254 TIN-LEAD.
- 2 MAXIMUM INSERTION 30 LBS.
- 3 RECOMMENDED BOARD THICKNESS 1.57.
- 4 MATERIAL: HOUSING - NYLON, UL 94V-0, BLACK.
CONTACT - BRASS.
0.00038 MINIMUM GOLD OVER 0.00254
MINIMUM NICKEL ON MATING AREA. 0.00254
MATTE TIN MINIMUM OVER 0.00254 NICKEL
MINIMUM ON SOLDER TAILS.
HOLDDOWNS: PHOSPHOE BRONZE, .00254 MATTE TIN.

FINISH	DIM A	DIM Z	DIM Y	DIM X	NO. OF POSN.	PART NUMBER
4	40.00	33.00	37.30	36.86	24	5-794681-4
4	37.00	30.00	34.30	33.86	22	5-794681-2
4	34.00	27.00	31.30	30.86	20	5-794681-0
4	31.00	24.00	28.30	27.86	18	4-794681-8
4	28.00	21.00	25.30	24.86	16	4-794681-6
4	25.00	18.00	22.30	21.86	14	4-794681-4
4	22.00	15.00	19.30	18.86	12	4-794681-2
4	19.00	12.00	16.30	15.86	10	4-794681-0
4	16.00	9.00	13.30	12.86	8	3-794681-8
4	13.00	6.00	10.30	9.86	6	3-794681-6
4	10.00	3.00	7.30	6.86	4	3-794681-4
4	7.00	-	4.30	3.86	2	3-794681-2
1	40.00	33.00	37.30	36.86	24	2-794681-4
1	37.00	30.00	34.30	33.86	22	2-794681-2
1	34.00	27.00	31.30	30.86	20	2-794681-0
1	31.00	24.00	28.30	27.86	18	1-794681-8
1	28.00	21.00	25.30	24.86	16	1-794681-6
1	25.00	18.00	22.30	21.86	14	1-794681-4
1	22.00	15.00	19.30	18.86	12	1-794681-2
1	19.00	12.00	16.30	15.86	10	1-794681-0
1	16.00	9.00	13.30	12.86	8	794681-8
1	13.00	6.00	10.30	9.86	6	794681-6
1	10.00	3.00	7.30	6.86	4	794681-4
1	7.00	-	4.30	3.86	2	794681-2

SUPERSEDED BY 5-794681-4
 SUPERSEDED BY 5-794681-2
 SUPERSEDED BY 5-794681-0
 SUPERSEDED BY 4-794681-8
 SUPERSEDED BY 4-794681-6
 SUPERSEDED BY 4-794681-4
 SUPERSEDED BY 4-794681-2
 SUPERSEDED BY 4-794681-0
 SUPERSEDED BY 3-794681-8
 SUPERSEDED BY 3-794681-6
 SUPERSEDED BY 3-794681-4
 SUPERSEDED BY 3-794681-2

THIS DRAWING IS A CONTROLLED DOCUMENT.

DIMENSIONS: mm [INCHES]	TOLERANCES UNLESS OTHERWISE SPECIFIED: 0 PLC ± 1 PLC ± 2 PLC ±0.20 [0.008] 3 PLC ± 4 PLC ± ANGLES ± FINISH	DWN B. HAYMAKER 17AUG99 CHK K. COBLE 17AUG99 APVD K. COBLE 17AUG99	TE Connectivity	
MATERIAL	SEE TABLE	PRODUCT SPEC APPLICATION SPEC	NAME VERTICAL HEADER ASSEMBLY, THRU HOLE, 15 GOLD, DUAL ROW, MICRO MATE-N-LOK™ SIZE A2 CAGE CODE 00779 DRAWING NO. C-794681 RESTRICTED TO	
		WEIGHT	SCALE 4:1	SHEET OF REV FI

Mouser Electronics

Authorized Distributor

Click to View Pricing, Inventory, Delivery & Lifecycle Information:

[TE Connectivity:](#)

[4-794681-0](#)