

# CM4545Z131R-10

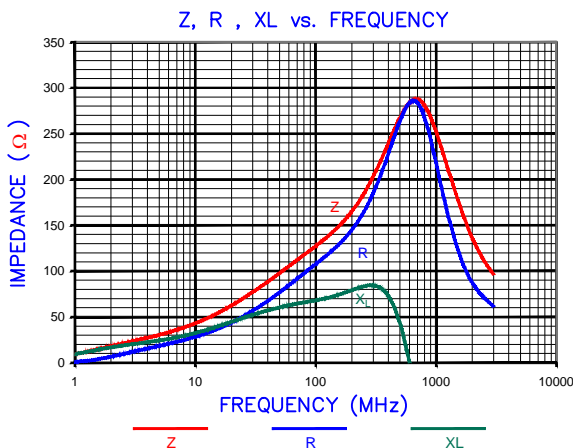
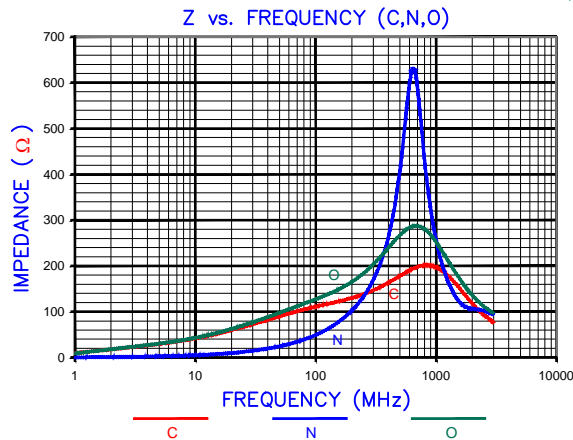
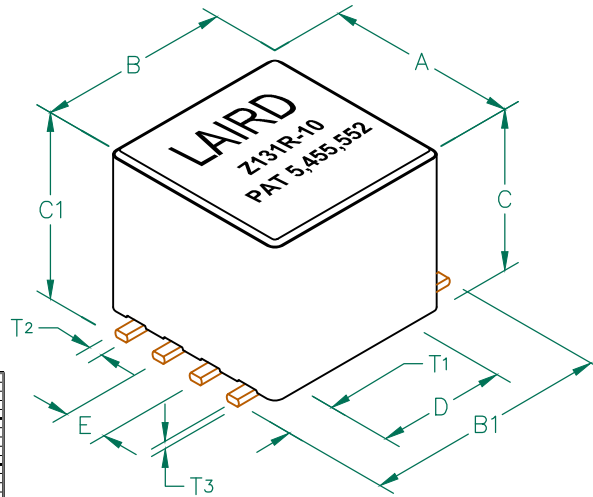
**UNCONTROLLED DOCUMENT**

**PHYSICAL DIMENSIONS:**

A	11.38	[.448]	±	0.18	[.007]
B	11.38	[.448]	±	0.18	[.007]
B1	14.10	[.555]			MAX
C	9.32	[.367]	±	0.18	[.007]
C1	10.16	[.400]			MAX
D	7.62	[.300]	±	0.10	[.004]
E	2.54	[.100]	±	0.13	[.005]

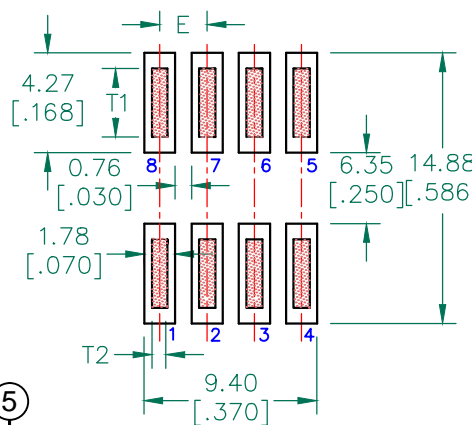
T <sub>1</sub>	2.90	[.114]	±	0.25	[.010]
T <sub>2</sub>	0.84	[.033]			TYP.
T <sub>3</sub>	0.46	[.018]			TYP.

ELECTRICAL CHARACTERISTICS:			
	Z @ 100MHz (Ω)	DCR (Ω)	Rated Current
Nominal	130		
Minimum	98		
Maximum	163	0.01	10,000 mA

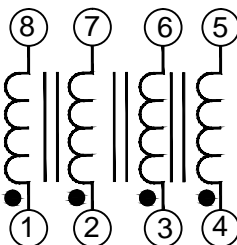


**RoHS**

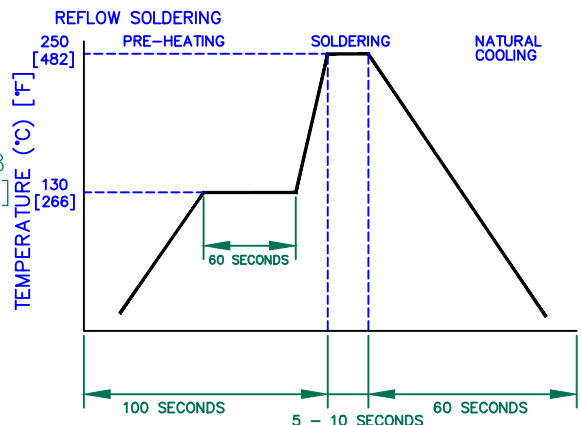
**LAND PATTERN FOR REFLOW SOLDERING**



**EQUIVALENT CIRCUIT**



**RECOMMENDED SOLDERING CONDITIONS**



DIMENSIONS ARE IN mm [INCHES]				This print is the property of Laird Tech. and is loaned in confidence subject to return upon request and with the understanding that no copies shall be made without the written consent of Laird Tech. All rights to design or invention are reserved.	
D	ADD NOTE 6	08/30/12	QU	PROJECT/PART NUMBER:	REV
C	UPDATE LOGO & KAPTON LABEL ADD EC	11/11/08	JRK	CM4545Z131R-10	D
B	UPDATE COMPANY LOGO	12/10/07	JRK	DATE:	SCALE: NTS
A	ORIGINAL DRAFT	06/02/04	JRK	CAD #	SHEET: 1 of 2
REV	DESCRIPTION	DATE	JRK	CM4545Z131R-10-D-1	TOOL # H0449-600

# Mouser Electronics

Authorized Distributor

Click to View Pricing, Inventory, Delivery & Lifecycle Information:

Laird:

[CM4545Z131R-10](#)