

REVISIONS					
P	LTR	DESCRIPTION	DATE	DWN	APVD
J3	HSG WIDTH DIM	CORRECTED TO .199 MAX	18JAN2017	RP	PS

- 1

POINT OF MEASUREMENT FOR PLATING THICKNESS
- 2

THE NOTED DIMENSIONS APPLY AT THE INTERSECTION OF THE POST AND HOUSING
3.

TRUE POSITION TOLERANCE OF THE POST TIPS APPLIES WHEN THE HEADERS ARE HELD FLAT AGAINST THE PRINTED CIRCUIT BOARD
- 4

FINISH: POSTS, .000030 GOLD IN CONTACT AREA, .000100-.000200 MATTE TIN-LEAD ON SOLDER TAIL, ALL OVER .000050 NICKEL.
- 5

FINISH: POSTS, .000030 GOLD IN CONTACT AREA, .000100-.000200 MATTE TIN ON SOLDER TAIL, ALL OVER .000050 NICKEL.
- 6

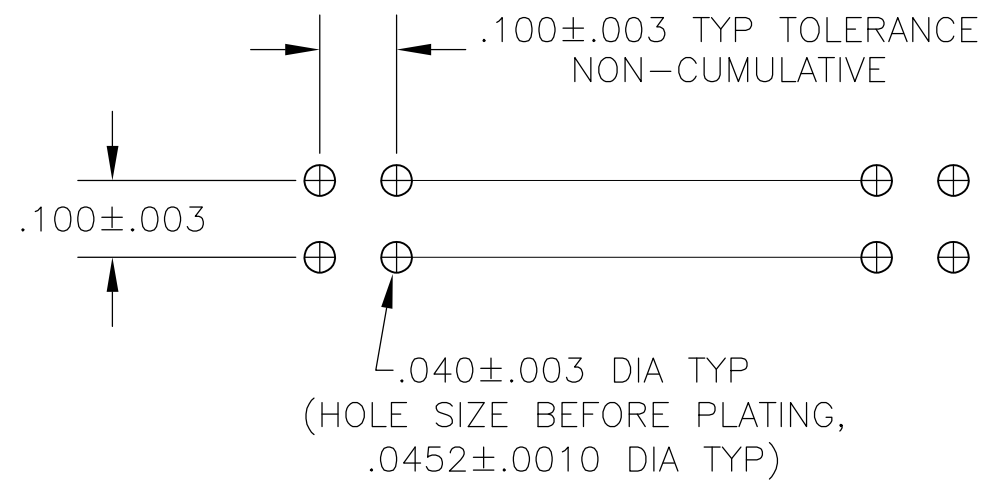
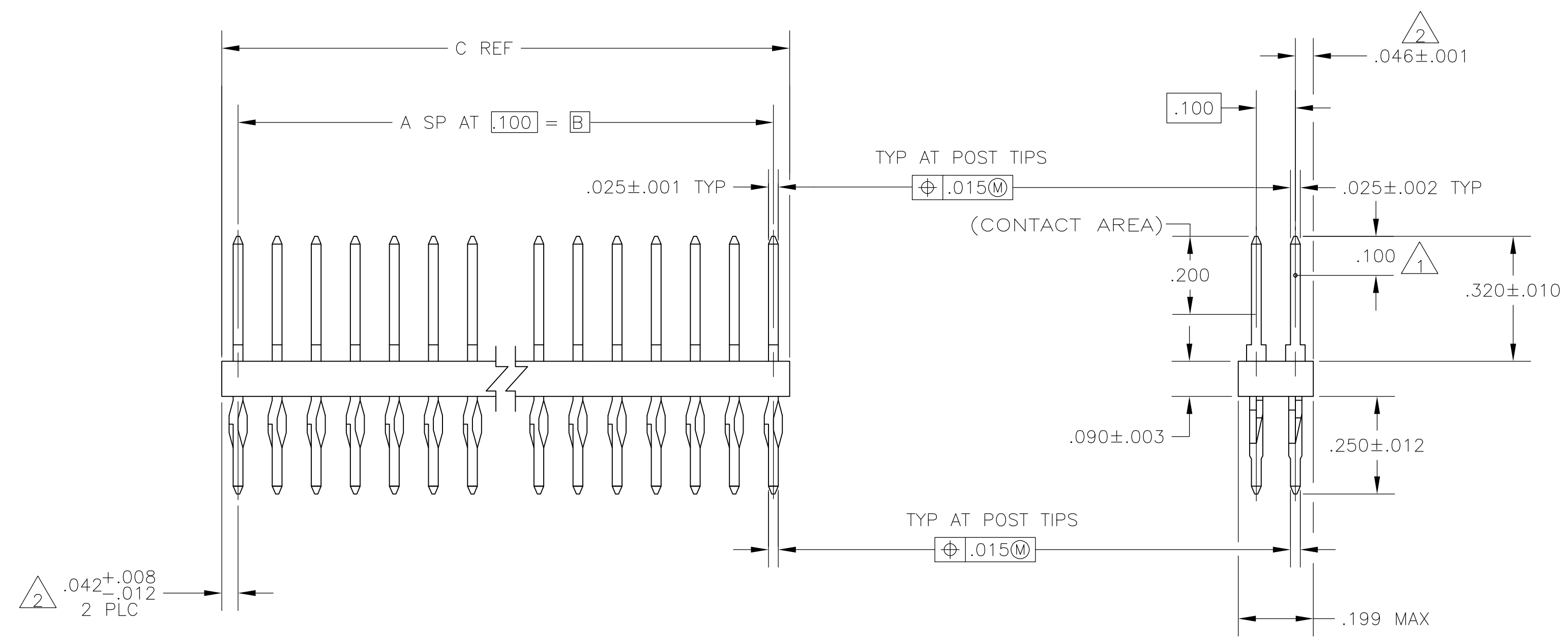
OBSOLETE PARTS: OBSOLETE CIS STREAMLINING PER D.RENAUD/D.SINISI

D


























C

B

A



RECOMMENDED HOLE LAYOUT

		3.984	3.900	39	80	8-103542-9
OBSOLETE		3.284	3.200	32	66	8-103542-2
		2.984	2.900	29	60	7-103542-9
OBSOLETE		2.484	2.400	24	50	7-103542-4
OBSOLETE		2.284	2.200	22	46	7-103542-2
OBSOLETE		2.084	2.000	20	42	7-103542-0
OBSOLETE		1.984	1.900	19	40	6-103542-9
OBSOLETE		1.884	1.800	18	38	6-103542-8
OBSOLETE		1.784	1.700	17	36	6-103542-7
		1.684	1.600	16	34	6-103542-6
		1.584	1.500	15	32	6-103542-5
OBSOLETE		1.484	1.400	14	30	6-103542-4
OBSOLETE		1.384	1.300	13	28	6-103542-3
		1.284	1.200	12	26	6-103542-2
OBSOLETE		1.184	1.100	11	24	6-103542-1
OBSOLETE		1.084	1.000	10	22	6-103542-0
		.984	.900	9	20	5-103542-9
OBSOLETE		.884	.800	8	18	5-103542-8
		.784	.700	7	16	5-103542-7
OBSOLETE		.684	.600	6	14	5-103542-6
OBSOLETE		.584	.500	5	12	5-103542-5
		.484	.400	4	10	5-103542-4
		.384	.300	3	8	5-103542-3
OBSOLETE		.284	.200	2	6	5-103542-2
OBSOLETE		.184	.100	1	4	5-103542-1
	PLATING	C	B	A	NO OF POSN	ASSEMBLY PART NUMBER

	<div>4</div>	3.984	3.900	39	80	3-103542-9
	<div>4</div>	3.884	3.800	38	78	3-103542-8
	<div>4</div>	3.784	3.700	37	76	3-103542-7
	<div>4</div>	3.684	3.600	36	74	3-103542-6
	<div>4</div>	3.584	3.500	35	72	3-103542-5
	<div>4</div>	3.484	3.400	34	70	3-103542-4
	<div>4</div>	3.384	3.300	33	68	3-103542-3
<div>6</div>	<div>4</div>	3.284	3.200	32	66	3-103542-2
	<div>4</div>	3.184	3.100	31	64	3-103542-1
	<div>4</div>	3.084	3.000	30	62	3-103542-0
	<div>4</div>	2.984	2.900	29	60	2-103542-9
	<div>4</div>	2.884	2.800	28	58	2-103542-8
	<div>4</div>	2.784	2.700	27	56	2-103542-7
	<div>4</div>	2.684	2.600	26	54	2-103542-6
	<div>4</div>	2.584	2.500	25	52	2-103542-5
	<div>4</div>	2.484	2.400	24	50	2-103542-4
	<div>4</div>	2.384	2.300	23	48	2-103542-3
<div>6</div>	<div>4</div>	2.284	2.200	22	46	2-103542-2
	<div>4</div>	2.184	2.100	21	44	2-103542-1
<div>6</div>	<div>4</div>	2.084	2.000	20	42	2-103542-0
	<div>4</div>	1.984	1.900	19	40	1-103542-9
<div>6</div>	<div>4</div>	1.884	1.800	18	38	1-103542-8
<div>6</div>	<div>4</div>	1.784	1.700	17	36	1-103542-7
	<div>4</div>	1.684	1.600	16	34	1-103542-6
	<div>4</div>	1.584	1.500	15	32	1-103542-5
<div>6</div>	<div>4</div>	1.484	1.400	14	30	1-103542-4
<div>6</div>	<div>4</div>	1.384	1.300	13	28	1-103542-3
	<div>4</div>	1.284	1.200	12	26	1-103542-2
<div>6</div>	<div>4</div>	1.184	1.100	11	24	1-103542-1
<div>6</div>	<div>4</div>	1.084	1.000	10	22	1-103542-0
	<div>4</div>	.984	.900	9	20	103542-9
<div>6</div>	<div>4</div>	.884	.800	8	18	103542-8
	<div>4</div>	.784	.700	7	16	103542-7
<div>6</div>	<div>4</div>	.684	.600	6	14	103542-6
	<div>4</div>	.584	.500	5	12	103542-5
	<div>4</div>	.484	.400	4	10	103542-4
ED BY 5-103542-3	<div>4</div>	.384	.300	3	8	103542-3
<div>6</div>	<div>4</div>	.284	.200	2	6	103542-2
<div>6</div>	<div>4</div>	.184	.100	1	4	103542-1

6 SUPERSEDED BY 5-103542-3

THIS DRAWING IS A CONTROLLED DOCUMENT.

DIMENSIONS: INCHES

0 PLC ± -

1 PLC ± -

2 PLC ± -

3 PLC ± .005

4 PLC ± -

ANGLES ± -

MATERIAL -

SEE TABLE

DWN H. MOLL 23 JAN 91

CHK L.A. MAYER 23 JAN 91

APVD T.C. CLARK 23 JAN 91

PRODUCT SPEC

APPLICATION SPEC

WEIGHT

CUSTOMER DRAWING

NAME

SIZE CAGE CODE DRAWING NO

RESTRICTED TO

TE Connectivity

HDR ASSY, MOD II, UNSHRD, COMP PIN, DR .100 X .100 C/L, .025 SQ POSTS

A100779103542

SCALE 4:1 SHEET 1 OF 1 REV J3

# Mouser Electronics

Authorized Distributor

Click to View Pricing, Inventory, Delivery & Lifecycle Information:

[TE Connectivity:](#)

[2-103542-9](#)