THIS DRAWING IS UNPUBLISHED. RELEASED FOR PUBLICATION -,- .
© COPYRIGHT - By - ALL RIGHTS RESERVED.

LOC	DIST
FB	00

REVISIONS

P	LTR	DESCRIPTION	DATE	DWN	APVD
	P	REVISED PER ECO-11-005033	24MAR11	RK	HMR

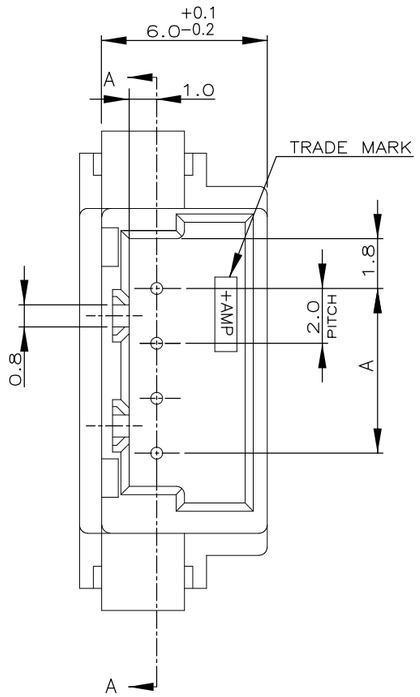

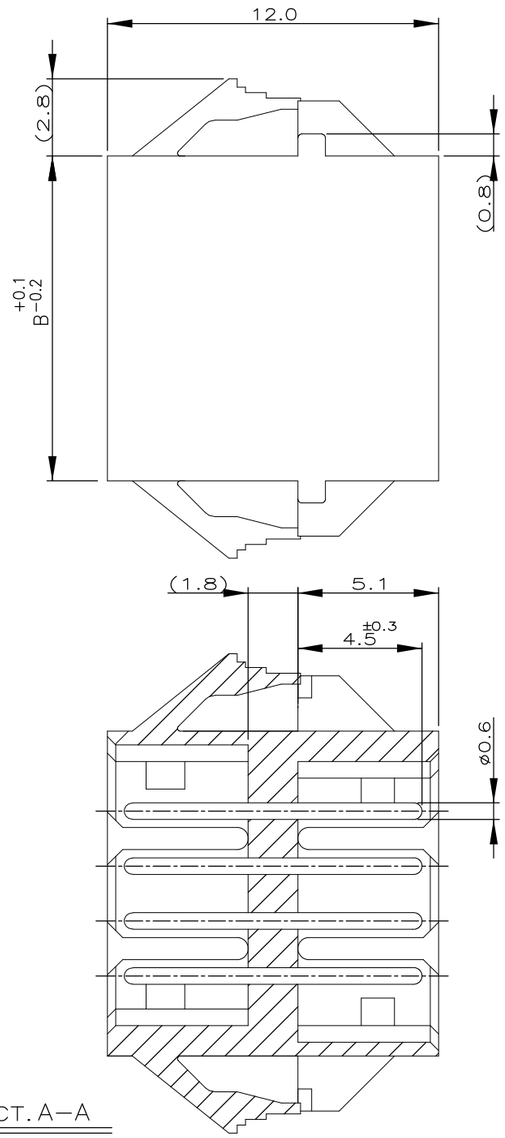

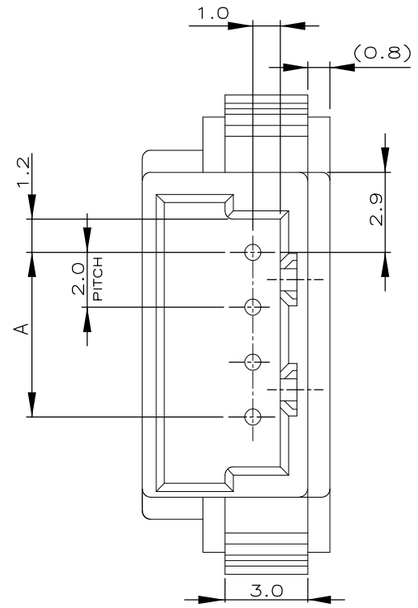

NOTES;

1. MATERIAL: HOUSING - 66 NYLON (UL94V-0)
   POST - TIN BRASS
2. THE PANEL SHOULD BE PUNCHED SO THAT THE HOUSING ENTERS THE PANEL IN THE SAME DIRECTION AS PUNCH.

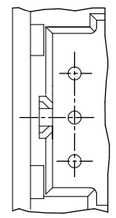

3Pos.

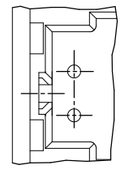

2Pos.

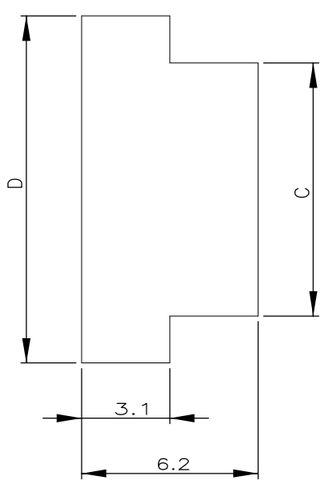

SECT. A-A

PANEL CUTOUT DIMENSION (TOLERANCE:±0.1)
(RECOMMENDED PANE THICKNESS:0.8mm ~ 1.6mm)

7-292254-5		5-292254-5		3-292254-5		1-292254-5		15	37.6	34.0	33.8	28.0
7-	-4	5-	-4	3-	-4	1-	-4	14	35.6	32.0	31.8	26.0
7-	-3	5-	-3	3-	-3	1-	-3	13	33.6	30.0	29.8	24.0
7-	-2	5-	-2	3-	-2	1-	-2	12	31.6	28.0	27.8	22.0
7-	-1	5-	-1	3-	-1	1-	-1	11	29.6	26.0	25.8	20.0
7-	-0	5-	-0	3-	-0	1-	-0	10	27.6	24.0	23.8	18.0
6-	-9	4-	-9	2-	-9		-9	9	25.6	22.0	21.8	16.0
6-	-8	4-	-8	2-	-8		-8	8	23.6	20.0	19.8	14.0
6-	-7	4-	-7	2-	-7		-7	7	21.6	18.0	17.8	12.0
6-	-6	4-	-6	2-	-6		-6	6	19.6	16.0	15.8	10.0
6-	-5	4-	-5	2-	-5		-5	5	17.6	14.0	13.8	8.0
6-	-4	4-	-4	2-	-4		-4	4	15.6	12.0	11.8	6.0
6-	-3	4-	-3	2-	-3		-3	3	13.6	10.0	9.8	4.0
6-292254-2		4-292254-2		2-292254-2		292254-2		2	11.6	8.0	7.8	2.0
BLACK		YELLOW		BLUE		NATURAL		Pos.	D	C	B	A
PART NO.												

TOLERANCES UNLESS OTHERWISE SPECIFIED:

10≥ * : ±0.2
30≥ * >10 : ±0.25
100≥ * >30 : ±0.3
ANGLE : ±3°

THIS DRAWING IS A CONTROLLED DOCUMENT.

DIMENSIONS: mm

TOLERANCES UNLESS OTHERWISE SPECIFIED:
0 PLC ±-
1 PLC ±-
2 PLC ±-
3 PLC ±-
4 PLC ±-
ANGLES ±-

MATERIAL: SEE NOTE
FINISH: SEE NOTE

DWN S.XU 31JAN03
CHK S.YAO 31JAN03
APVD T. SASAKI 31JAN03
PRODUCT SPEC —
APPLICATION SPEC —
WEIGHT —

TE Connectivity

NAME: PANEL MOUNT TYPE RELAY POST HEADER ASS'Y (AMP CT CONNECTOR 2mm PITCH)

SIZE	CAGE CODE	DRAWING NO	RESTRICTED TO
A3	00779	C-292254	—

CUSTOMER DRAWING | SCALE 5:1 | SHEET 1 OF 1 | REV P

Mouser Electronics

Authorized Distributor

Click to View Pricing, Inventory, Delivery & Lifecycle Information:

TE Connectivity:

5-292254-4