

Type 3AB / 3ABP

Fast Blow Fuse Series

HF  3AB/3ABP Series, 6x32mm Ceramic Tube Fast Blow Fuse

RoHS 2 Compliant

Description

6x32mm Fast Blow, Ceramic tube body cartridge fuse designed, approved and complied with UL and CSA standard 248-14.



Features


- Meet UL and CSA standard 248-14
- Wide operating temperature range
- Bulk packing available
- RoHS 2 compliant
- Halogen Free
- Lead Free

Applications

Provide individual protection for components or internal circuits.

- Power supplies
- Battery charger
- Monitor
- Adapter

LEAD FREE = 
 HALOGEN FREE = 







Physical Specifications

Materials	Body : Ceramic
	Cap : Nickel Plated Brass Caps
	Leads : Matte Tin Plated Copper
Marking	On Fuse :
	"bel", "3AB", "Current Rating", "Voltage Rating", "Appropriate Safety Logos", "✓" (RoHS 2 compliant)
	On Label :
	"bel", "3AB" or "3ABP", "Current Rating", "Voltage Rating", "Interrupting Rating", "Appropriate Safety Logos" and "✓", "Pb", "RoHS", "CE" (China RoHS compliant).

Electrical Characteristics (UL/CSA STD.248-14) Safety Agency Approvals

Testing Current	Blow Time		Amp Range
	Minimum	Maximum	
100%	4 hrs.	N/A	100mA-20A
135%	N/A	1 hr.	100mA-10A
200%	N/A	5 sec	100mA-10A
	N/A	120 sec	12A-20A




Safety Agency	Safety Agency Certificate	Voltage Rating (V)	Ampere Range / Volt @ I.R. ability*
	E20624	100mA-20A /250V AC	100mA-1A/250V AC@35A >1A-3.5A/250V AC@100A >3.5A-10A/250V AC@200A 100mA-10A/250V AC@10,000A
	LR39772		>10A-15A/250V AC@750A >15A-20A/250V AC@1,500A >10A-20A/125V AC@10,000A
	E20624		1A-5A/125V AC@500A
	JET1037-31003-1010 JET1037-31003-1011 JET1037-31003-1007		>5A-15A/125V AC@300A

*I.R.= Interrupting Rating = Short Circuit Rating(Amps)

Environmental Specifications

Shock Resistance	MIL-STD-202G, Method 213B, Test Condition 1 (100 G's peak for 6 milliseconds; Sawtooth waveform)
Vibration Resistance	MIL-STD-202G, Method 201A (10-55 Hz, 0.06 inch, total excursion).
Salt Spray Resistance	MIL-STD-202G, Method 101E, Test Condition B (48 hrs).
Insulation Resistance	MIL-STD-202G, Method 302, Test Condition A (After Opening) 10,000 ohms minimum.
Solderability	MIL-STD-202G, Method 208H
Resistance to solder Heat	MIL-STD-202G, Method 210F, Test Condition B (260+/-5°C, 10+/-1 sec)
Thermal Shock	MIL-STD-202G, Method 107G, Test Condition B (-65°C to +125°C).
Operating Temperature	-55°C to +125°C
Terminal Strength	IEC-68-2-21

Electrical Specifications

Catalog Number	Ampere Rating	Typical Cold Resistance (ohms)	Volt-drop @100%In (Volt) max.	Voltage and Interrupting Ratings	Melting I ² T <10 mSec (A ² Sec)	Melting I ² T @10 In (A ² Sec)	Maximum Power Dissipation (W)	Agency Approvals		
										
3AB(P) 100-R	100mA	11.3	4.62	See Table of Safety Approvals on Page 1 for Voltage and associated Interrupting Ratings	0.002	0.002	0.59	Y	Y	
3AB(P) 125-R	125mA	10.5	5.18		0.004	0.003	0.74	Y	Y	
3AB(P) 160-R	160mA	7.26	4.85		0.008	0.005	0.87	Y	Y	
3AB(P) 200-R	200mA	5.00	4.38		0.014	0.010	1.02	Y	Y	
3AB(P) 250-R	250mA	3.42	4.05		0.025	0.017	1.19	Y	Y	
3AB(P) 300-R	300mA	2.52	3.54		0.044	0.032	1.40	Y	Y	
3AB(P) 375-R	375mA	1.86	3.35		0.071	0.050	1.58	Y	Y	
3AB(P) 500-R	500mA	0.74	1.50		0.14	0.10	1.92	Y	Y	
3AB(P) 750-R	750mA	0.257	0.36		0.75	0.74	0.30	Y	Y	
3AB(P) 1-R	1A	0.155	0.28		1.4	1.4	0.37	Y	Y	Y
3AB(P) 1.25-R	1.25A	0.114	0.27		2.5	2.5	0.44	Y	Y	Y
3AB(P) 1.5-R	1.5A	0.089	0.27		3.80	3.95	0.49	Y	Y	Y
3AB(P) 1.6-R	1.6A	0.085	0.27		4.2	4.4	0.51	Y	Y	Y
3AB(P) 2-R	2A	0.057	0.22		7.2	7.6	0.59	Y	Y	Y
3AB(P) 2.5-R	2.5A	0.043	0.21		12	13	0.70	Y	Y	Y
3AB(P) 3-R	3A	0.033	0.17		21	23	0.83	Y	Y	Y
3AB(P) 3.5-R	3.5A	0.027	0.18		28	31	0.91	Y	Y	Y
3AB(P) 4-R	4A	0.024	0.17		36	40	1.00	Y	Y	Y
3AB(P) 5-R	5A	0.018	0.16		63	70	1.20	Y	Y	Y
3AB(P) 6-R	6A	0.014	0.15		107	123	1.40	Y	Y	Y
3AB(P) 7-R	7A	0.012	0.16	141	162	1.60	Y	Y	Y	
3AB(P) 8-R	8A	0.010	0.15	184	214	1.70	Y	Y	Y	
3AB(P) 10-R	10A	0.008	0.13	316	372	2.00	Y	Y	Y	
3AB(P) 12-R	12A	0.009	0.19	501	597	2.30	Y		Y	
3AB(P) 15-R	15A	0.007	0.17	845	1023	2.70	Y		Y	
3AB(P) 20-R	20A	0.004	0.15	1598	1968	3.00	Y			

Consult manufacturer for other ratings

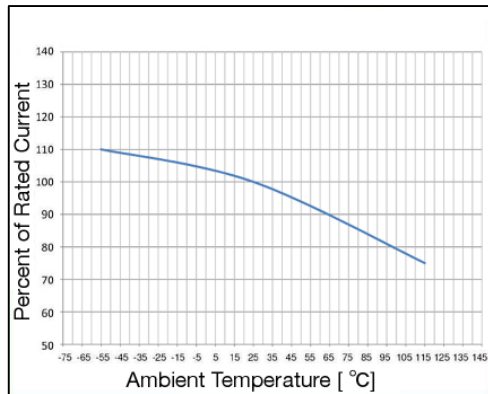


Specifications subject to change without notice

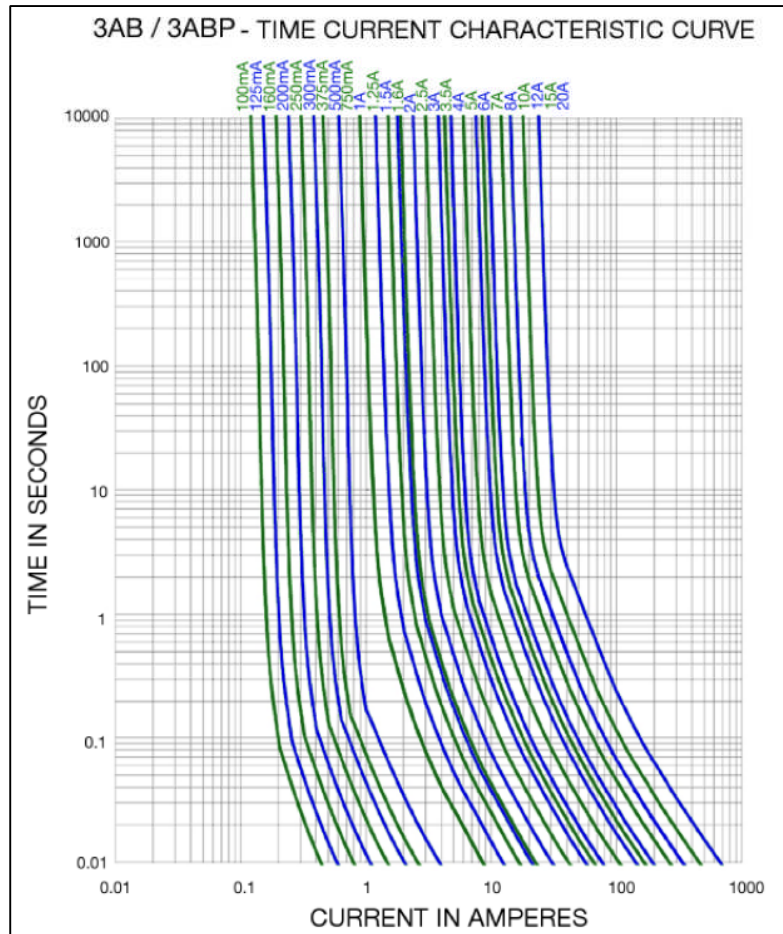
Bel Fuse Inc.
206 Van Vorst Street
Jersey City, NJ 07302 USA

+1 201.432.0463
Bel.US.CS@belf.com
belfuse.com/circuit-protection

Temperature Derating Curve

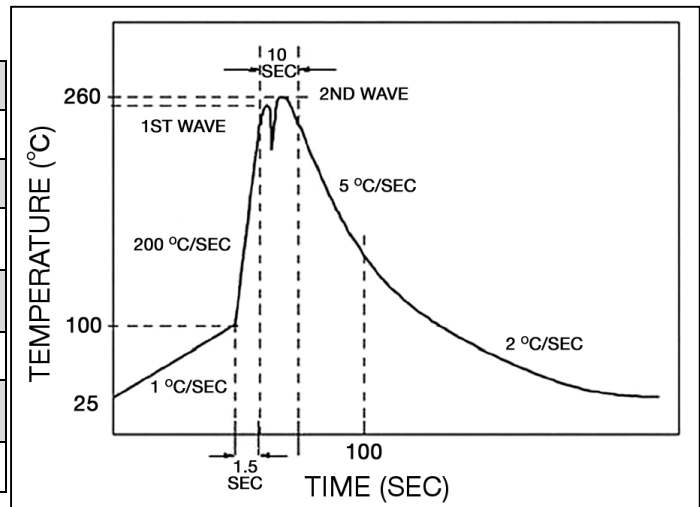


Average Time Current Curve



Soldering Parameters

Lead-free Wave Soldering Profile	
Wave Soldering Parameter	
Average ramp-up rate	200°C / second
Heating rate during preheat	typical 1 - 2°C / second Max 4°C / second
Final preheat temperature	within 125°C of soldering temperature
Peak temperature Tp	260°C
Time within +0°C / -5°C of actual peak temperature	10 seconds
Ramp-down rate	5°C / second max.



Mouser Electronics

Authorized Distributor

Click to View Pricing, Inventory, Delivery & Lifecycle Information:

[Bel:](#)

[3AB 500-R](#) [3AB 10-R](#) [3ABP 200-R](#) [3AB 3.5-R](#) [3AB 6-R](#) [3ABP 100-R](#) [3ABP 1.6-R](#) [3ABP 8-R](#) [3AB 1-R](#) [3ABP 7-R](#)
[3AB 125-R](#) [3ABP 5 -R](#) [3ABP 750-R](#) [3ABP 6-R](#) [3AB 750-R](#) [3AB 1.25-R](#) [3AB 3-R](#) [3ABP 500-R](#) [3AB 4-R](#) [3AB 8-R](#)
[3AB 15-R](#) [3AB 7-R](#) [3AB 12-R](#) [3ABP 1-R](#) [3AB 20-R](#) [3ABP 10-R](#) [3ABP 300 R](#) [3AB 2.5-R](#) [3ABP 375-R](#) [3AB 160-R](#)
[3ABP 2-R](#) [3ABP 3.5-R](#) [3ABP 20-R](#) [3AB 300-R](#) [3ABP 3-R](#) [3AB 200-R](#) [3AB 5-R](#) [3AB 1.6-R](#) [3AB 100-R](#) [3ABP 160-R](#)
[3ABP 125-R](#) [3ABP 1.25-R](#) [3ABP 12-R](#) [3AB 250-R](#) [3AB 2-R](#) [3ABP 2.5-R](#) [3AB 1.5-R](#) [3AB 375-R](#) [3ABP 4-R](#) [3ABP](#)
[15-R](#) [3ABP 250-R](#)