

Bus system cable - SAC-5P- 2,0-920/M 8FS - 1575770

Please be informed that the data shown in this PDF Document is generated from our Online Catalog. Please find the complete data in the user's documentation. Our General Terms of Use for Downloads are valid (<http://phoenixcontact.com/download>)



Bus system cable, CANopen®, DeviceNet™, 5-position, PUR halogen-free, violet RAL 4001, shielded, free cable end, on Socket angled M8, Cable length: 2 m, Connector, unshielded



Key Commercial Data

Packing unit	1 pc
Weight per Piece (excluding packing)	140.0 g
Custom tariff number	85444290
Country of origin	Poland

Technical data

Environmental Product Compliance

REACH SVHC	DOT 15571-58-1
------------	----------------

Dimensions

Length of cable	2 m
Stripping length of the free conductor end	50 mm

Ambient conditions

Ambient temperature (operation)	-25 °C ... 90 °C (Plug / socket)
Degree of protection	IP65
	IP67

General

Rated current at 40°C	4 A
Rated voltage	30 V
Number of positions	5
Insulation resistance	≥ 100 MΩ
Coding	A - standard

Bus system cable - SAC-5P- 2,0-920/M 8FS - 1575770

Technical data

General

Signal type/category	CANopen®
	DeviceNet™
Status display	No
Overvoltage category	II
Degree of pollution	3
Torque	0.2 Nm (M8 connectors)

Material

Flammability rating according to UL 94	HB
Contact material	CuSn
Contact surface material	Ni/Au
Contact carrier material	TPU GF
Material of grip body	TPU, hardly inflammable, self-extinguishing
Material, knurls	Zinc die-cast, nickel-plated

Pin assignment

Position = wire color (signal) = position (optional)	1 (Socket) = SR (shield)
	2 (Socket) = RD (V+)
	4 (Socket) = BK (V-)
	3 (Socket) = WH (CAN_H)
	5 (Socket) = BU (CAN_L)

Standards and Regulations

Flammability rating according to UL 94	HB
--	----

Cable

Cable type	CAN Bus/DeviceNet
Cable type (abbreviation)	920
UL AWM style	21198 (80°C/300 V)
Cable structure	2xAWG24/19+2xAWG22/19
Conductor cross section	2x 0.25 mm² (Data cable)
	2x 0.34 mm² (Power supply)
	1x 0.34 mm² (Drain wire)
AWG signal line	24
AWG power supply	22
Conductor structure signal line	19x 0.13 mm
Conductor structure, voltage supply	19x 0.15 mm
Core diameter including insulation	1.95 mm ±0.05 mm (Data cable)
	1.4 mm ±0.05 mm (Power supply)

Bus system cable - SAC-5P- 2,0-920/M 8FS - 1575770

Technical data

Cable

Wire colors	Red-black, blue-white
Twisted pairs	2 cores to the pair
Type of pair shielding	Plastic-coated aluminum foil, aluminum side outside
Overall twist	2 pairs around a drain wire in the center to the core
Shielding	Tinned copper braided shield
Optical shield covering	80 %
External sheath, color	violet RAL 4001
External cable diameter D	6.7 mm \pm 0,3 mm
Minimum bending radius, flexible installation	10 x D
Number of bending cycles	5000000
Bending radius	70 mm
Traversing path	4.5 m
Traversing rate	3 m/s
Acceleration	3 m/s ²
Outer sheath, material	PUR
Material conductor insulation	Foamed PE (Data cable)
	PE (Power supply)
Conductor material	Tin-plated Cu litz wires
Insulation resistance	$\geq 5 \text{ G}\Omega\cdot\text{km}$ (Data cable)
	$\geq 5 \text{ G}\Omega\cdot\text{km}$ (Power supply)
Conductor resistance	$\leq 90.9 \text{ }\Omega/\text{km}$ (Data cable)
	$\leq 57.4 \text{ }\Omega/\text{km}$ (Power supply)
Cable capacity	nom. 40 pF/m (Data cable)
Wave impedance	120 $\Omega \pm 10 \%$ (with 1 MHz)
Wave attenuation	$\geq 0.0229 \text{ dB/m}$ (with 1 MHz)
Nominal voltage, cable	$\leq 300 \text{ V}$ (Peak value, not for high-power applications)
Test voltage Core/Core	2000 V (50 Hz, 1 min.)
Test voltage Core/Shield	2000 V (50 Hz, 1 min.)
Flame resistance	UL 1581, Sec. 1060 (FT-1)
	IEC 60332-1
	in accordance with ISO 6722-1 5.22 (UN ECE-R 118.01)
Halogen-free	in accordance with DIN VDE 0472 part 815
	According to IEC 60754-1
Other resistance	Low adhesion
Ambient temperature (operation)	-40 °C ... 80 °C (cable, fixed installation)
	-20 °C ... 80 °C (cable, flexible installation)

Bus system cable - SAC-5P- 2,0-920/M 8FS - 1575770

Technical data

Cable

	≤ 70 °C (cable, drag chain applications)
--	--

Classifications

eCl@ss

eCl@ss 4.0	27060306
eCl@ss 4.1	27060306
eCl@ss 5.0	27061801
eCl@ss 5.1	27061801
eCl@ss 6.0	27279218
eCl@ss 7.0	27279218
eCl@ss 8.0	27279218
eCl@ss 9.0	27060311

ETIM

ETIM 3.0	EC001855
ETIM 4.0	EC001855
ETIM 5.0	EC001855

UNSPSC

UNSPSC 6.01	31251501
UNSPSC 7.0901	31251501
UNSPSC 11	31251501
UNSPSC 12.01	31251501
UNSPSC 13.2	31251501

Approvals

Approvals

Approvals

EAC

Ex Approvals

Approvals submitted

Bus system cable - SAC-5P- 2,0-920/M 8FS - 1575770

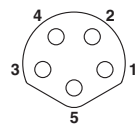
Approvals

Approval details

EAC

Drawings

Schematic diagram



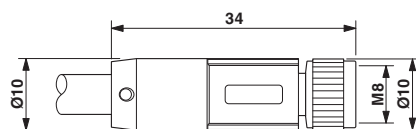
Pin assignment M8 plug, 5-pos., B-coded, view plug side

Cable cross section

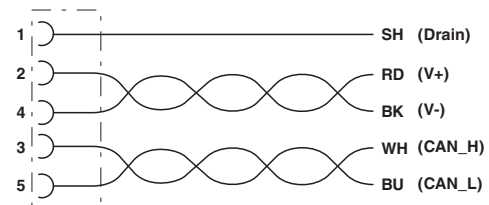


CAN Bus/DeviceNet [920]

Dimensional drawing



Circuit diagram



Mouser Electronics

Authorized Distributor

Click to View Pricing, Inventory, Delivery & Lifecycle Information:

Phoenix Contact:

1575770