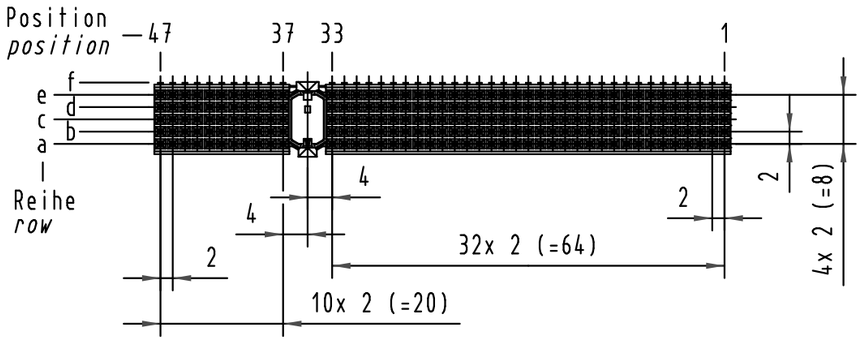



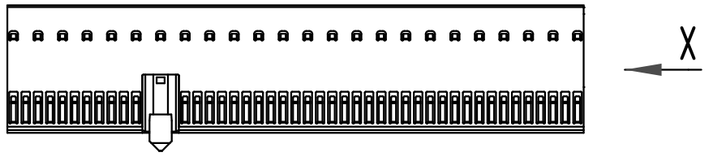

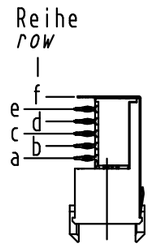

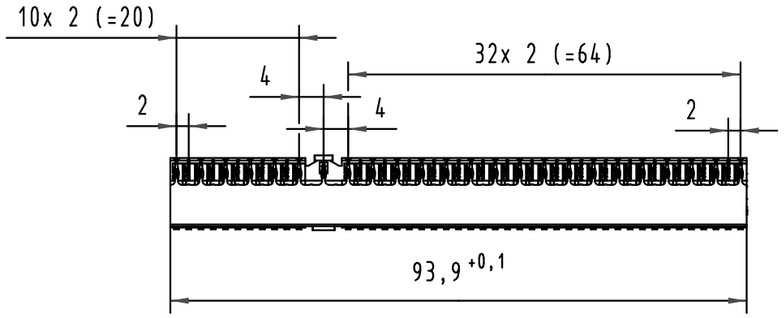

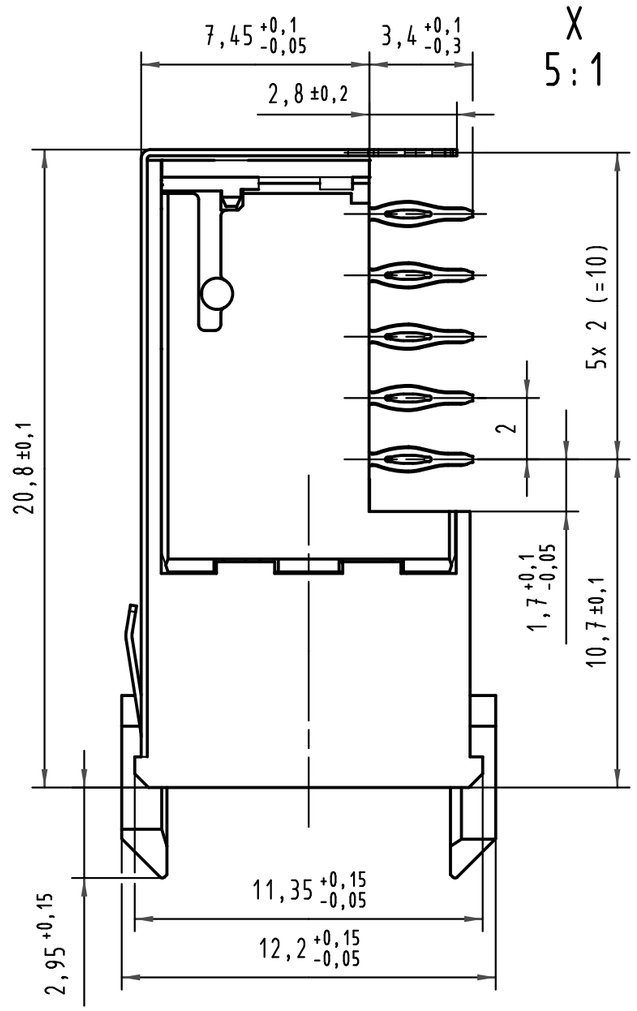

Lochbild
board drillings

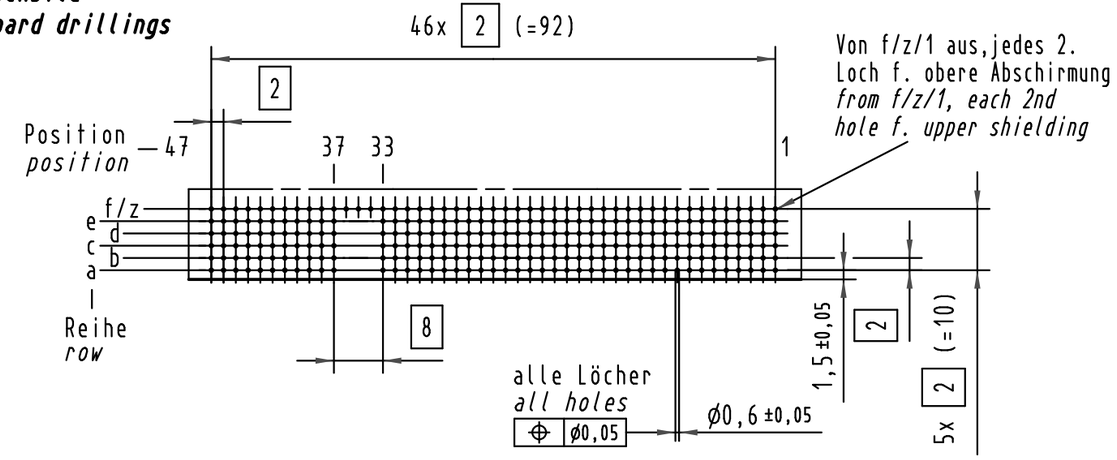

Bohrlochdurchmesser: Ø0,7 ±0,02 mm
Lochdurchmesser (mit Oberfläche): Ø0,6 ±0,05 mm

drill hole dia.: Ø0,7 ±0,02 mm
through hole dia. (after plating): Ø0,6 ±0,05 mm

Bestell-Nr. *part-no.*	Anforderungsstufe nach IEC *performance level acc to IEC*	Kontaktoberfläche *contact plating*
17 26 220 4102	–	min.0,76µm (30µin) Au über/over min.1,27µm (50µin) Ni
17 26 220 2102	2	Au über/over Ni
17 26 220 1102	1	Au über/over Ni

All Dimensions in mm Original Size DIN A 3			Techn. Character.			Nicht tolerierte Maße/*Free size tolerances* IEC 61076-4-101
35456	01.12.08	TD		Dat.	Name	Maßstab/*Scale*
35368	08.10.08	TD	Detail.	30.06.99	Hm	1:1 (5:1)
32387	18.11.04	Hl.	Insp.	30.06.99	Ko	
31234	10.10.02	Hage.	Stand.			
30040	26.09.01	Wi				
30075	07.08.01	Wi				
Mod.	Dat.	Name				

HARTING Electronics GmbH & Co. KG
D-32339 ESPELKAMP

har-bus HM Federleiste, Typ Monoblock 47, 220 pol. mit Schirmblech Reihe-f
har-bus HM female connector, type monoblock 47, 220 pol. with shield row-f

TB 17 26 220 x102

Blatt/*page* /

Sub.

Alle Rechte vorbehalten/ *All rights reserved*

Mouser Electronics

Authorized Distributor

Click to View Pricing, Inventory, Delivery & Lifecycle Information:

HARTING:

17262201102 17262202102