THIS DRAWING IS UNPUBLISHED.
VERTRAULICHE UNVEROEFFENTLICHTE ZEICHNUNG
© COPYRIGHT2009 Tyco Electronics AMP GmbH
RELEASED FOR PUBLICATION - 2009.
FREI FUER VEROEFFENTLICHUNG
ALL RIGHTS RESERVED.
ALLE INTERNATIONALEN RECHTE VORBEHALTEN.

MATED WITH
PASSEND ZU
-

LOC	DIST
A1	-

PROJEKT NR.: -

REVISIONS
AENDERUNGEN

P	LTR	DESCRIPTION BESCHREIBUNG	DATE	DWN	APVD
	D	E-11-009828	17MAY2011	AL	UG
	E	E-12-020431	10DEC2012	AL	UG
	E1	E-14-000420	10JAN2014	AW	MR

Kodierung / CODINGS 2:1

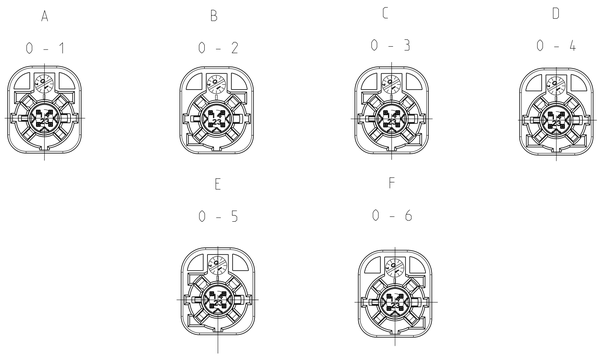

Stiftleiste Assy
Header Assy

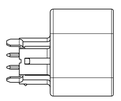

Kabelsatz (Stecker)
Cable Assy (Plug)

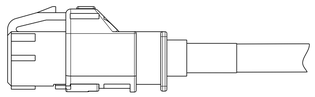

Pinning
Kammerzuornung

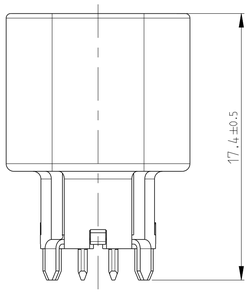

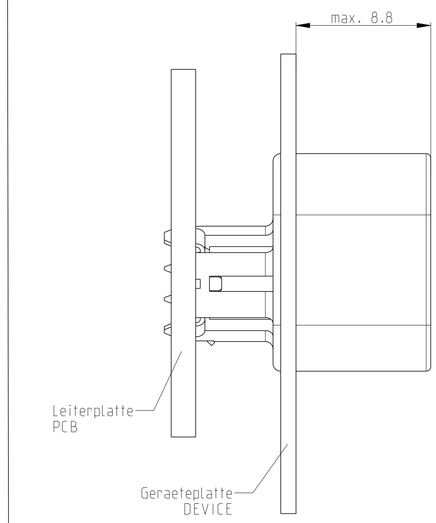

Geraetteplattenausschnitt
DEVICE CUT OUT

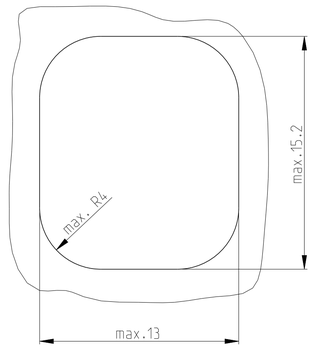

E1

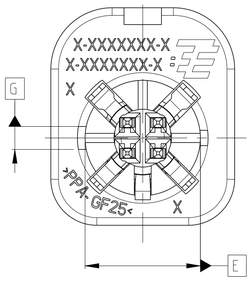

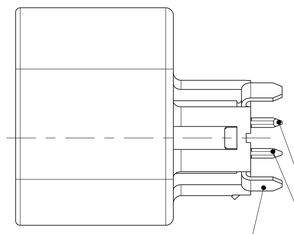

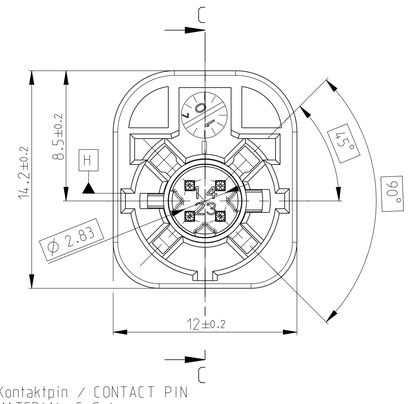

2 Schirmblech/SHIELD SHELL
MATERIAL: CuSn4
Oberflaeche: vergoldet
SURFACE: GOLD PLATED

4 Kontaktpin / CONTACT PIN
MATERIAL: CuSn4
Oberflaeche: vergoldet
SURFACE: GOLD PLATED

3 Kappe mit Kodierungen/COVER WITH CODINGS
PPA-GF25
Farbe: siehe Tabelle
COLOR: SEE TABLE

4 PIN
MATERIAL: CuSn4
Oberflaeche: vergoldet
SURFACE: GOLD PLATED

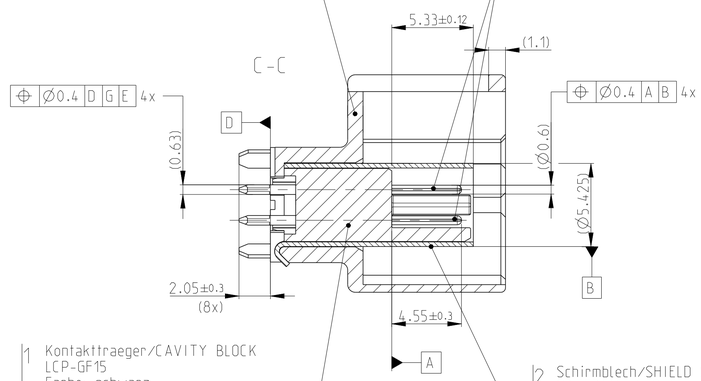

1 Kontakttraeger/CAVITY BLOCK
LCP-GF15
Farbe: schwarz
COLOR: BLACK

2 Schirmblech/SHIELD SHELL
MATERIAL: CuSn4
Oberflaeche: vernickelt
SURFACE: NICKEL PLATED

Bemerkungen
NOTES

1 Massgebend ist der deutsche Text
ONLY THE GERMAN LANGUAGE VERSION SHALL BE BINDING

2 Formteilungsgrat max. 0.3 zulaessig
MOULD BURRS MAX. 0.3 PERMITTED

3 Zulaessiger Regeneratanteil max. 25%
RECYCLED MATERIAL MAX 25% PERMISSIBLE

4 Einzelheiten der Ausfuehrung bleiben dem Hersteller ueberlassen
DETAILS OF DESIGN ARE LEFT TO MANUFACTURER

5 Verpackung: Verpackungsprofil PN 741783-1
PACKAGING: TUBE PN 741783-1

0- -1 wie gezeichnet
AS SHOWN

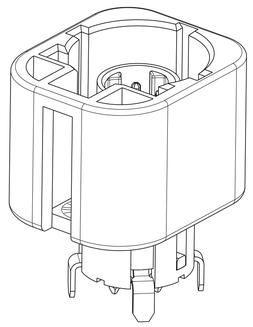

TE Bestell-Nr. ORDER-NO.	REV	WEIGHT [g]	Farbe COLOUR	Kod. COD.
0-1823271-6	E	2.1	BROWN	F
0-1823271-5	E	2.1	GREEN	E
0-1823271-4	E	2.1	BORDEAUX VIOLET	D
0-1823271-3	E	2.1	BLUE	C
0-1823271-2	E	2.1	NATURAL	B
0-1823271-1	E	2.1	BLACK	A

PRODUCT CHARACTERISTICS ACC. QMP EMEA_12
BESONDERE MERKMALE NACH QMP EMEA_12

THIS DRAWING IS A CONTROLLED DOCUMENT.
DIESES ZEICHNUNGSDOKUMENT WIRD DURCH AMP INCORPORATED KONTROLLIERT.
ANDERUNGEN WERDEN NUR VON DEN ZUSTAENDIGEN STELLEN VORGENOMMEN.
DIN ANSICHT UEBERSTEIGEN ANCHRONISTISCHE DETAILS DER ANFRAGE.

DIMENSIONS: MILLIMETERS
MASSEINHEITEN: mm

TOLERANCES UNLESS OTHERWISE SPECIFIED
ALLGEMEINTOLERANZEN

0 PLC	±
1 PLC	±
2 PLC	±
3 PLC	±
4 PLC	±
ANGLES/WINKEL	±°

MATERIAL - -
FINISH/OBERFLAECHE/FARBE - -

TOLERANCING ISO 8015
TOLERIERUNG ISO 8015

DWN	A.Loecser	13MAY2011
CHK	O.Fuck	17MAY2011
APVD	U.Gassauer	17MAY2011

PRODUCT SPEC
PRODUKTSPEZ. 108-94331
APPLICATION SPEC
VERARBEITUNGSSPEZ. 114-18867
WEIGHT - GEWICHT -

CUSTOMER DRAWING /KUNDENZEICHNUNG

TE Connectivity

NAME
4 POS., PIN DIA 0.6, HEADER ASSY
4 pol., Pin 0.6 Stiftleiste Assy

SIZE	CAGE CODE	DRAWING NO ZEICHNUNGS-NR.	RESTRICTED TO NUR FUER
A1	00779	C-1823271	-

SCALE MASSSTAB 5:1 | SHEET BLATT 1 OF VON 1 | REV E1

4805 (3/11)

Mouser Electronics

Authorized Distributor

Click to View Pricing, Inventory, Delivery & Lifecycle Information:

TE Connectivity:

1823271-1