

# "High Frequency Ceramic Solutions"

## 2.45 GHz Band Pass Filter

P/N 2450BP39C100C

Detail Specification: 08/12/03

Page 1 of 2

### General Specifications

Part Number	2450BP39C100C	
Frequency (MHz)	2400 - 2500	
Insertion Loss	1.5 dB max.	
Return Loss	9.5 dB min.	
Attenuation (min.)	880 ~ 915MHz	30 dB
Attenuation (min.)	1710 ~ 1785MHz	30 dB
Attenuation (min.)	1850 ~ 1910MHz	25 dB
Attenuation (min.)	4800 ~ 5000MHz	25 dB
Attenuation (min.)	7200 ~ 7500MHz	15 dB

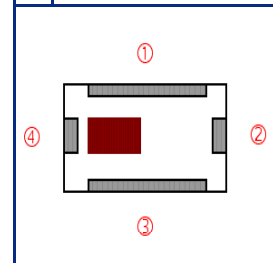
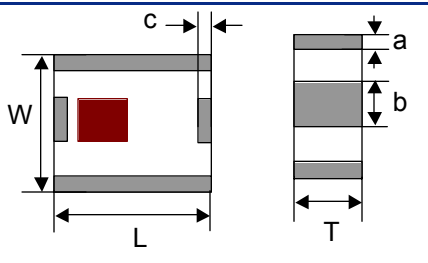
Input Power	500 mW max.
Impedance	50 Ω
Operating Temperature	-40 to +85°C
Reel Quantity	3,000

### Terminal Configuration

No.	Function
1	GND
2	OUT
3	GND
4	IN

### Mechanical Dimensions

	In	mm
L	0.098 ± 0.008	2.50 ± 0.20
W	0.079 ± 0.008	2.00 ± 0.20
T	0.035 ± 0.004	0.90 ± 0.10
a	0.012 ± 0.008	0.30 ± 0.20
b	0.024 ± 0.008	0.60 ± 0.20
c	0.012 ± 0.008	0.30 ± 0.20

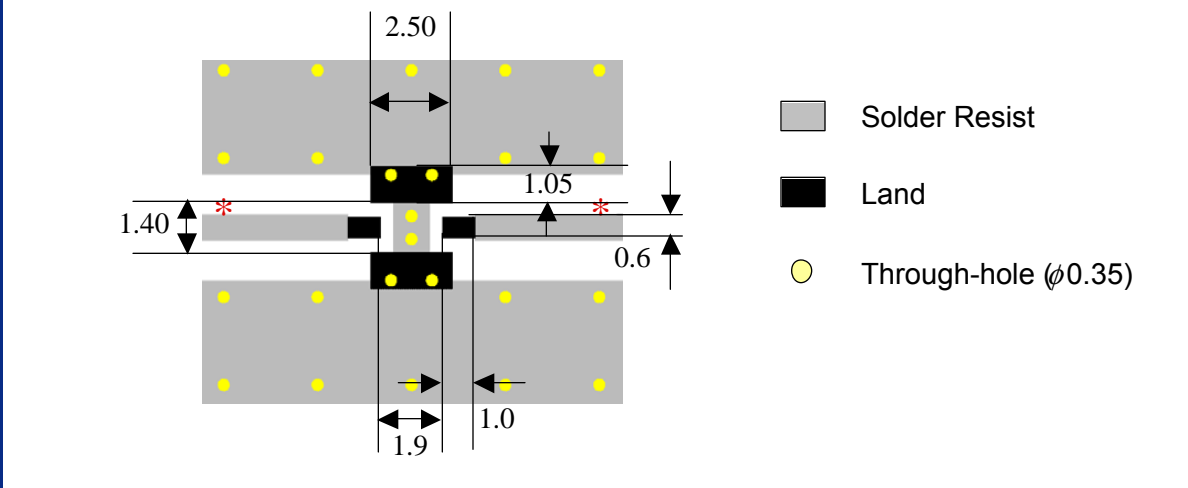


### Mounting Considerations

Mount these devices with brown mark facing up.

Line width should be designed to provide 50Ω impedance matching characteristics.

Units: mm



Johanson Technology, Inc. reserves the right to make design changes without notice.

All sales are subject to Johanson Technology, Inc. terms and conditions.

# "High Frequency Ceramic Solutions"

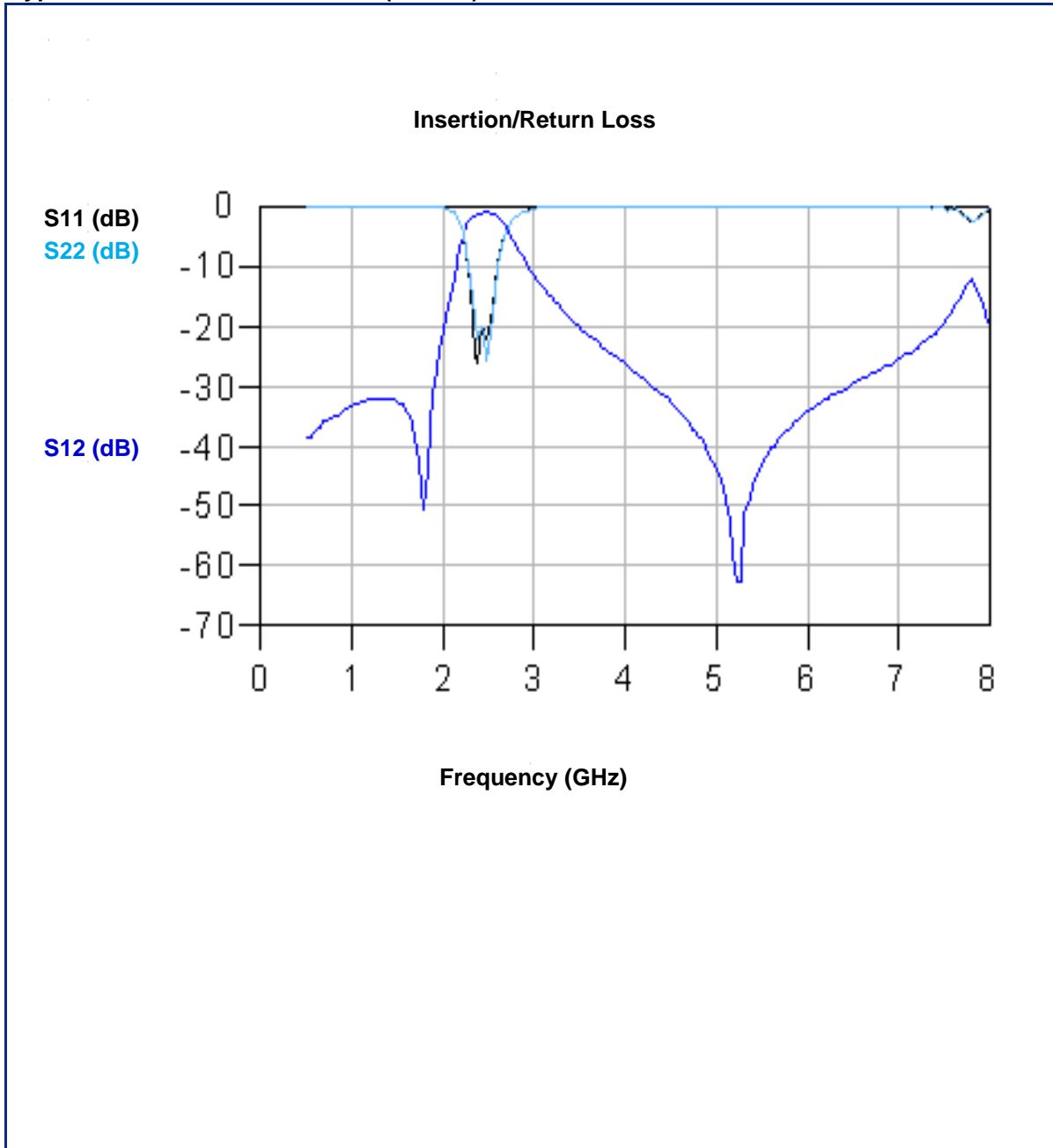
2.45 GHz Band Pass Filter

P/N 2450BP39C100C

Detail Specification: 08/12/03

Page 2 of 2

## Typical Electrical Characteristics (T=25°C)



Johanson Technology, Inc. reserves the right to make design changes without notice.

All sales are subject to Johanson Technology, Inc. terms and conditions.



# Mouser Electronics

Authorized Distributor

Click to View Pricing, Inventory, Delivery & Lifecycle Information:

[Johanson:](#)

[2450BP39C100CE](#)