

## Type HOLCO Series

### Key Features

- Ultra Precision - Down To 0.05%
- Matched Sets Available To 2ppm/°C
- High Pulse Withstand
- Low Reactance
- Low TCR - Down To 5ppm/°C
- Long Term Stability
- Up To 1 Watt At 70°C
- Released To CECC 40101 004, 030 And 804



The Holco range of Precision Metal Film Resistors meets the requirement for economically priced components for industrial and military applications. The manufacturing facility utilises closely controlled production processes including the sputter coating of metal alloy films to ceramic substrates, and laser spiralling to achieve close tolerance and high stability resistors. An epoxy coating is applied for environmental and mechanical protection. Commercially the Series is available in two case sizes, from 1 ohm to 4M ohms, tolerances from 0.05% to 1% and TCR's from 5ppm/°C to 100ppm/°C. Offered with release to BS CECC 40101 004, 030 and 804 the H8 is available via distribution.

### Characteristics - Electrical

	H4P	H4	H8	
<b>BS CECC 40101 004</b>				
Style:		K	H	J
Power Rating at 70°C:		0.25W	0.063W	0.125W
Temperature Rise (max):		32°C	14°C	28°C
Limiting Element Voltage:		250V	200V	200V
<b>BS CECC 40101 030</b>				
Style:		J	H	
Power Rating at 125°C:		0.125W	0.1W	
Temperature Rise (max):		30°C	30°C	
Limiting Element Voltage:		250V	200V	
<b>BS CECC 40101 804</b>				
Style:		B	A	
Power Rating at 125°C:		0.25W	0.125W	
Limiting Element Voltage:		250V	200V	
<b>Commercial Ratings</b>				
Power Rating at 70°C:	1.0W	0.5W	0.25W	
Temperature Rise:	70°C	55°C	40°C	
Limiting Element Voltage:	500V	350V	350V	

### General Data

<b>Lead Material:</b>	Solderability to BS CECC 40101 004 Para 4.15.1
<b>Encapsulation:</b>	Conformal Epoxy Coating
<b>Resistor Marking:</b>	Legend printed in accordance with CECC 40000 Para 2.4
<b>Solvent Resistance:</b>	The epoxy coating and print will withstand the action of all commonly used industrial cleansing solvents

## Type HOLCO Series

### Temperature Coefficient / Tolerance Ranges

TCR ppm/°C	H4P			H4			H8		
	0.05%	0.1%-0.25%	0.5%-1.0%	0.05%	0.1%-0.25%	0.5%-1.0%	0.05%	0.1%-0.25%	0.5%-1.0%
5	10R-500K	10R-500K	10R-500K	10R-500K	10R-500K	10R-500K	10R-500K	10R-500K	10R-500K
10	10R-1M0	10R-1M0	10R-1M0	10R-1M0	10R-1M0	10R-1M0	10R-1M0	10R-1M0	10R-1M0
15	10R-1M0	10R-1M0	10R-1M0	10R-1M0	10R-1M0	10R-1M0	10R-1M0	10R-1M0	10R-1M0
25	10R-1M0	10R-2M0	10R-2M0	10R-1M0	10R-2M0	10R-2M0	10R-1M0	10R-2M0	10R-2M0
50	10R-1M0	10R-2M0	10R-4M0	10R-1M0	10R-2M0	10R-4M0	10R-1M0	10R-2M0	10R-4M0
100	10R-1M0	1R0-2M0	1R0-4M0	10R-1M0	1R0-2M0	1R0-4M0	10R-1M0	1R0-2M0	1R0-4M0

### Approved Value Ranges 40101-004, 40101-030

Type	Style 004	Style 030	Z 100ppm	C 50ppm	D 25ppm	Y 15ppm
H4	K	J	10R-1M0	49R9-1M0	49R9-1M0	49R9-1M0
H8	HJ	H	10R-1M0	49R9-1M0	49R9-1M0	49R9-1M0

Tolerances 0.1%, 0.25%, 0.5%, 1%

### 40101-804

Type	Style	C 50ppm	D 25ppm	T 15ppm
H4	B	49R9-1M0	49R9-1M0	49R9-1M0
H8	A	49R9-1M0	49R9-1M0	49R9-1M0

Tolerances 0.1%, 0.25%, 0.5%, 1%

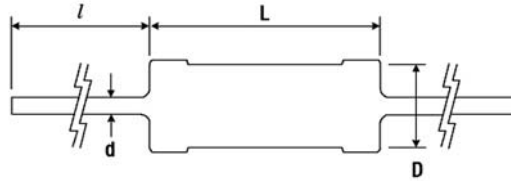
### Characteristics - Electrical

	Typical Data	Reference
<b>Voltage Coefficient of Resistance (Between 10% and Full Rated Voltage)</b>	Less Than 5ppm/Volt Applied	n/a
<b>Insulation Resistance at 500 Volts</b>	Greater Than 10 <sup>12</sup> Ohms	n/a
<b>Resistance to Soldering Heat (260°C for 10 Secs.)</b>	Less Than 0.05%	BS CECC 40101 004 Para 4.15.2
<b>Short Term Overload (6.25 Times Rated BS CECC Wattage for 5 Seconds)</b>	Less Than 0.06%	BS CECC 40101 004 Para 4.11
<b>Ambient Temperature Range</b>	-55°C to +155°C	BS CECC 40101 004, BS CECC 40101 030 & Commercial
<b>Rapid Change of Temperature (-55°C to +155°C, 5 cycles)</b>	Less Than 0.04%	BS CECC 40101 004 Para 4.16
<b>Shelf Life (at Normal Room Temp.)</b>	Less Than 0.05% Per Annum	n/a
<b>Vibration (10-500 HZ, Amplitude 0.75mm, or Acceleration 98m/s<sup>2</sup> which is less severe, sweep duration 6 hours)</b>	Less Than 0.04%	BS CECC 40101 004 Para 4.19
<b>Vibration (55-2000 Hz Simple Harmonic Motion, Max. Acceleration 98m/s<sup>2</sup>, Duration 35±5 Minutes)</b>	Less Than 0.04%	MIL STD 202 METHOD 204-C
<b>Bump (390m/s<sup>2</sup>, 4000 Bumps)</b>	Less Than 0.03%	BS 2011 Part 2.1 Eb 1977 (1984)
<b>Load Stability</b>	See Graphs	n/a
<b>Damp Heat Steady State</b>	See Graph	BS CECC 40101 004 Para 4.21

## Type HOLCO Series

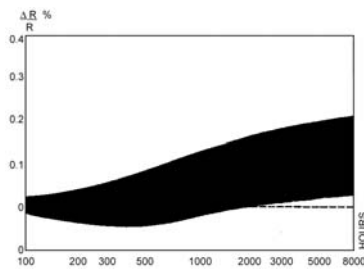
### Dimensions

To prevent damage to the components conformal coating, the leads should be adequately supported during the forming process



	H4P	H4	H8
<b>Body Length (L) maximum:</b>	10.0 mm	10.0 mm	7.20 mm
<b>Body Diameter (D) maximum:</b>	3.70 mm	3.70 mm	2.50 mm
<b>Lead Diameter (d) maximum:</b>	0.60 mm	0.60 mm	0.60 mm
<b>Lead Length (l) nominal:</b>	30.0 mm	30.0 mm	30.0 mm
<b>Recommended Mounting Pitch:</b>	12.7 mm	12.7 mm	10.2 mm
<b>Weight (g/100 resistors)</b>	40	40	24

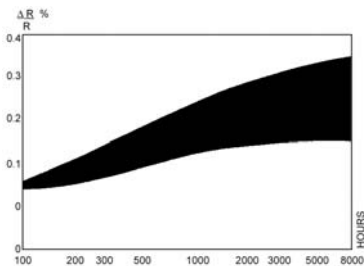
### Characteristics - Long Term Stability



**Long Term Stability**  
BS CECC 40101 004  
Ratings at 70°C  
H4 - 0.25 W  
H8 - 0.125 W



**Long Term Stability**  
BS CECC 40101 030  
Ratings at 125°C  
H4 - 0.125 W  
H8 - 0.1 W



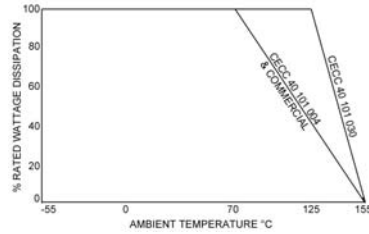
**Long Term Stability**  
Commercial  
Ratings at 125°C  
H4P - 1W  
H4 - 0.5 W  
H8 - 0.25 W



**Damp Heat Steady State**  
93% RH at 40°C

## Type HOLCO Series

### Derating Graph - Approved and Commercial Ratings



### How to Order

H8	100R	B	Y	B
<b>Common Part</b>	<b>Resistance Value</b>	<b>Tolerance</b>	<b>T.C.R. Code</b>	<b>Release</b>
H4P H4 H8	1.0 ohm (1000 milli ohms) 1R0 10 ohm (10 ohms) 10R 100 ohm (100 ohms) 100R 1K Ohm (1000 ohms) 1K0 10K ohm (10000 ohms) 10K 100K ohm (100000 ohms) 100K 1M ohm (1000000 ohms) 1M0	A - 0.05% B - 0.1% C - 0.25% D - 0.5% F - 1.0%	A - 5ppm B - 10ppm Y - 15ppm D - 25ppm C - 50ppm Z - 100ppm	A - Part can only be sold with Commercial or C of C release.  B - Part can be sold to BS CECC 40101 004, BS CECC 40101 030  D - Part can be sold to BS CECC 40101 804

TE Connectivity, TE connectivity (logo) and TE (logo) are trademarks.

Other logos, product and Company names mentioned herein may be trademarks of their respective owners.

While TE has made every reasonable effort to ensure the accuracy of the information in this datasheet, TE does not guarantee that it is error-free, nor does TE make any other representation, warranty or guarantee that the information is accurate, correct, reliable or current. TE reserves the right to make any adjustments to the information contained herein at any time without notice. TE expressly disclaims all implied warranties regarding the information contained herein, including, but not limited to, any implied warranties of merchantability or fitness for a particular purpose. The dimensions in this datasheet are for reference purposes only and are subject to change without notice. Specifications are subject to change without notice. Consult TE for the latest dimensions and design specifications.

# Mouser Electronics

Authorized Distributor

Click to View Pricing, Inventory, Delivery & Lifecycle Information:

[TE Connectivity:](#)

[H8100RBCA](#)