




## Features

- \* 100W Single Output
- \* Universal Input Range 90~264Vac
- \* Active PFC Function
- \* 2"X4" Size
- \* Efficiency at 89% Typical
- \* Continuous Short Circuit Protection
- \* Meets EN55022 Class B and CISPR/FCC Class B

# CFM101S SERIES

## 100 WATT OPEN FRAME AC-DC MODULES WITH PFC



MODEL	OUTPUT VOLTAGE	OUTPUT CURRENT	RIPPLE & NOISE NOTE 1	VOLTAGE ACCURACY NOTE 2	LINE REGULATION NOTE 3	VOLTAGE ADJ. RANGE	LOAD REGULATION NOTE 4	% EFF. (Typ.) NOTE 5
CFM101S120	12 V	8.4 A	1%	±1%	±0.5%	11.4 ~ 12.6V	±1%	87%
CFM101S150	15 V	6.7 A	1%	±1%	±0.5%	14.25 ~ 15.75V	±1%	87%
CFM101S200	20 V	5.0 A	1%	±1%	±0.5%	19 ~ 21V	±1%	88%
CFM101S240	24 V	4.2 A	1%	±1%	±0.5%	22.8 ~ 25.2V	±1%	88%
CFM101S480	48 V	2.1 A	1%	±1%	±0.5%	45.6 ~ 50.4V	±1%	89%

## Specifications

### INPUT SPECIFICATIONS:

Voltage ..... 90~264Vac  
 Frequency ..... 47 to 63Hz  
 Inrush Current..... Cold Start @25°C 90A max. @240Vac  
 Conducted EMI ..... CISPR/FCC Class B  
 Leakage Current ..... 3.5mA max.

### OUTPUT SPECIFICATIONS:

Hold-up Time ..... 10mS typ. @115Vac  
 Short Circuit Protection ..... Continuous  
 Over Voltage Protection ..... TVS Component to Clamp  
 Temperature Coefficient .....  $\pm 0.05\%/^{\circ}\text{C}$

### GENERAL SPECIFICATIONS:

Isolation ..... Input to output = 4,242VDC  
 Operating Temperature ..... 0 ~ 70°C (see derating curve)  
 Storage Temperature ..... -20 ~ 85°C  
 Humidity ..... 93% RH max. Non condensing  
 Cooling ..... Natural Convection  
 Switching Frequency ..... 100KHz Typical  
 MTBF ..... MIL-HDBK-217F, GB, at 25°C/115VAC ..... 200Khrs min.  
 Altitude ..... 2000m  
 Dimensions ..... 101.6x50.8x27.94 mm(4.000x2.000x1.100 inches)  
 Weight ..... 150g

### SAFETY AND EMC:

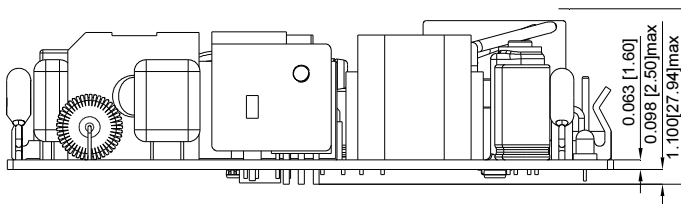
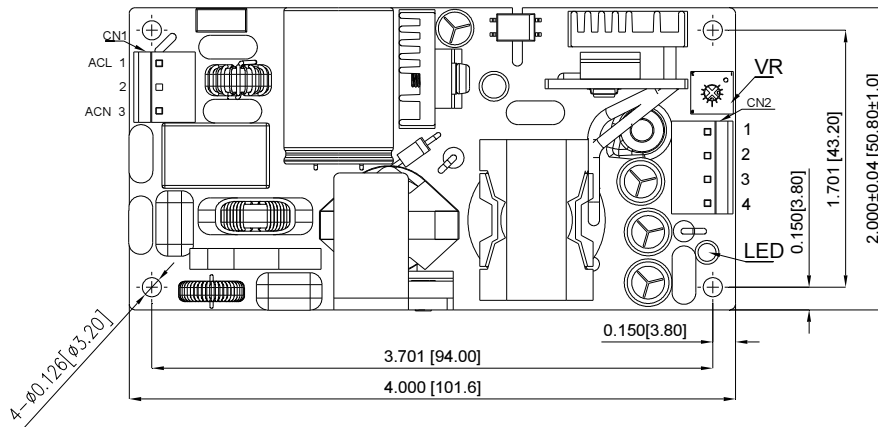
Emission and Immunity ..... EN55022 Class B  
 FCC Part 15 subpart B Class B, EN55024, EN61204-3, EN61000-6-3  
 EN61000-6-1, EN61000-3-2, EN61000-3-3  
 Safety ..... IEC60950-1 2nd, EN60950-1 2nd, UL60950-1 2nd

## Mechanical Specification

All Dimensions In Inches[mm]

Tolerance: Inches:x.xx =  $\pm 0.02$ , x.xxx =  $\pm 0.010$

Millimeters:x.x =  $\pm 0.5$ , x.xx =  $\pm 0.25$



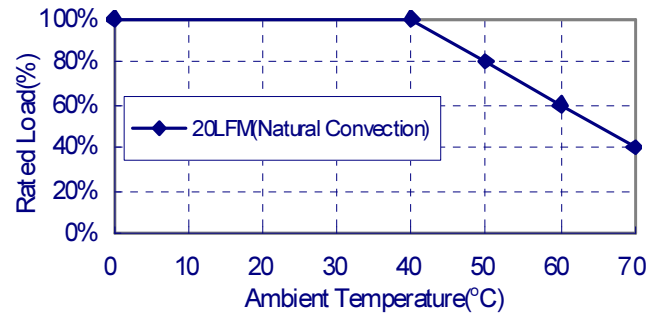
CN1:

PIN CONNECTION	
Pin	Function
1	Line
2	Not Fitted
3	Neutral

CN2:

PIN CONNECTION	
Pin	Function
1	Vout(+)
2	Vout(+)
3	Vout(-)
4	Vout(-)

## CFM101S Series Derating Curve



### NOTE:

1. Add a 0.1uF ceramic capacitor and a 10uF E.L. capacitor to output for Ripple & Noise measurement @20MHz BW.
2. Voltage accuracy is set at 100% full load.
3. Line regulation is measured from high line to low line with full load.
4. Load regulation is measured from 10% to 100% full load.
5. Typical efficiency at 230VAC and full load at 25°C.
6. Input connector mates with Molex housing 09-50-3031 and Molex 2878 series crimp terminal.
7. Output connector mates with Molex housing 09-50-3041 and Molex 2878 series crimp terminal.

# Mouser Electronics

Authorized Distributor

Click to View Pricing, Inventory, Delivery & Lifecycle Information:

Cincon:

[CFM101S120](#) [CFM101S150](#) [CFM101S240](#) [CFM101S480](#) [CFM101S200](#)