

SMD Power Inductor CDR74B



Description

- Ferrite drum core construction.
- Magnetically shielded.
- L × W × H: 8.15 × 7.35 × 4.9 mm Max.
- Product weight: 75mg(Ref.)
- Moisture Sensitivity Level: 1
- RoHS compliance.

Environmental Data

- Operating temperature range: -25°C~+80°C (including coil's self temperature rise)
- Storage temperature range: -25°C~+80°C
- Solder reflow temperature: 260 °C peak.

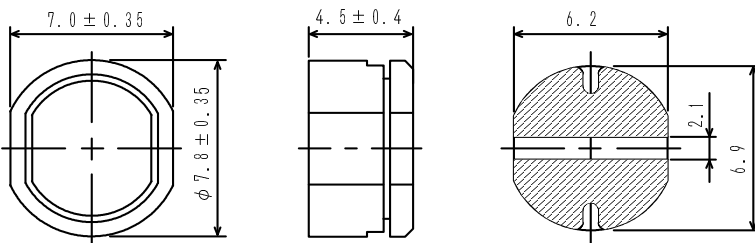
Packaging

- Carrier tape and reel packaging
- 12.9" diameter reel
- 1000pcs per reel

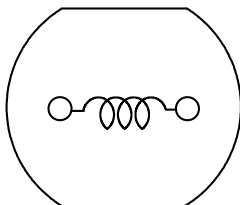
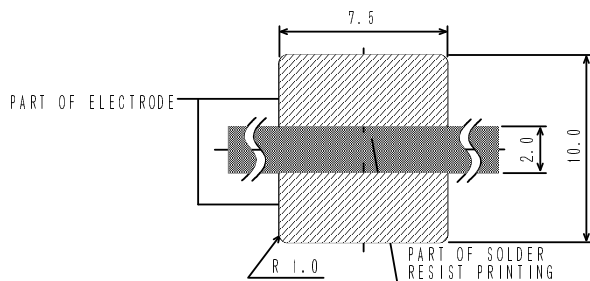
Applications

- Ideally used in Notebook PC ,LCD TV ,Game machine ,HDD ,DSC/DVC , etc as DC-DC converter inductors.

Dimension - [mm]



Land pattern and Schematics - [mm]



SMD Power Inductor CDR74B




Electrical Characteristics

Part name	Stamp	Inductance (μ H) [within] ※1	D.C.R.(Ω) MAX. (at 20°C)	Rated Current (A) ※2
CDR74BNP-100MC	100	10 \pm 20%	0.07	1.65
CDR74BNP-120MC	120	12 \pm 20%	0.07	1.57
CDR74BNP-150MC	150	15 \pm 20%	0.08	1.39
CDR74BNP-180MC	180	18 \pm 20%	0.10	1.29
CDR74BNP-220MC	220	22 \pm 20%	0.13	1.12
CDR74BNP-270MC	270	27 \pm 20%	0.16	1.06
CDR74BNP-330LC	330	33 \pm 15%	0.18	0.97
CDR74BNP-390LC	390	39 \pm 15%	0.18	0.91
CDR74BNP-470LC	470	47 \pm 15%	0.27	0.80
CDR74BNP-560LC	560	56 \pm 15%	0.29	0.76
CDR74BNP-680LC	680	68 \pm 15%	0.33	0.68
CDR74BNP-820LC	820	82 \pm 15%	0.43	0.62
CDR74BNP-101KC	101	100 \pm 10%	0.49	0.55
CDR74BNP-121KC	121	120 \pm 10%	0.68	0.49
CDR74BNP-151KC	151	150 \pm 10%	0.94	0.44
CDR74BNP-181KC	181	180 \pm 10%	1.00	0.40
CDR74BNP-221KC	221	220 \pm 10%	1.18	0.36
CDR74BNP-271KC	271	270 \pm 10%	1.30	0.33

※1. Inductance measuring frequency: 10 μ H ~ 82 μ H ; at 2.52 MHz
100 μ H ~ 270 μ H ; at 1 kHz

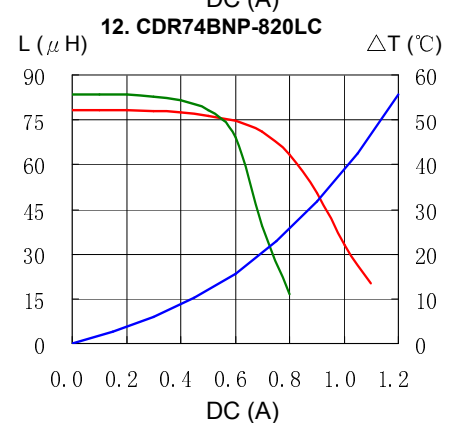
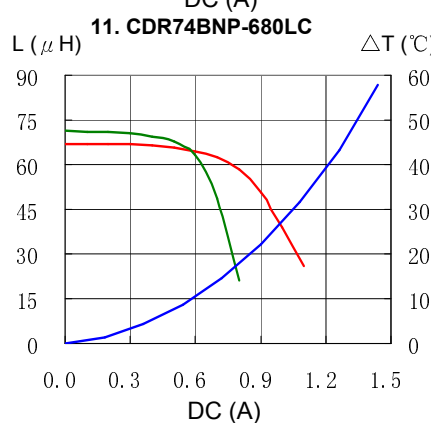
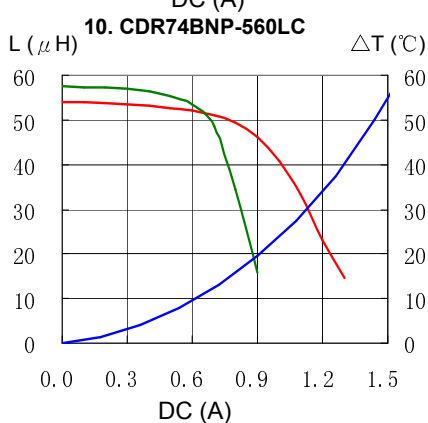
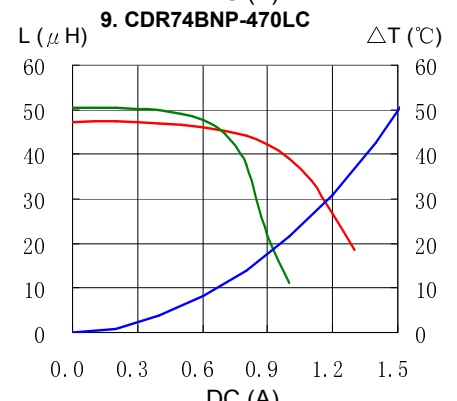
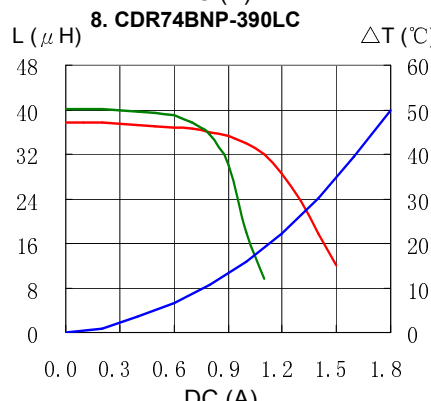
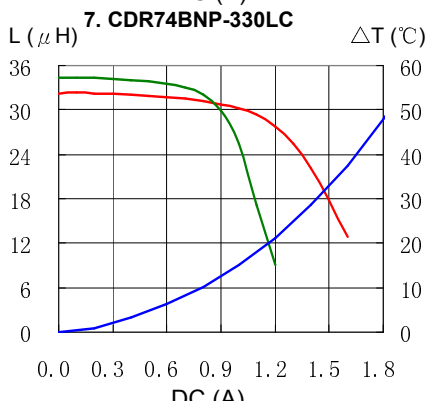
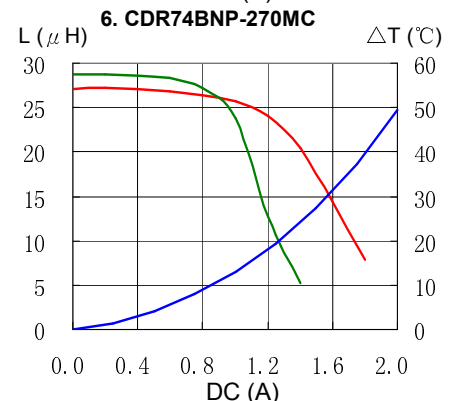
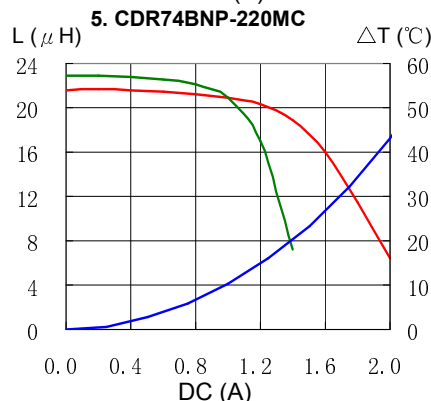
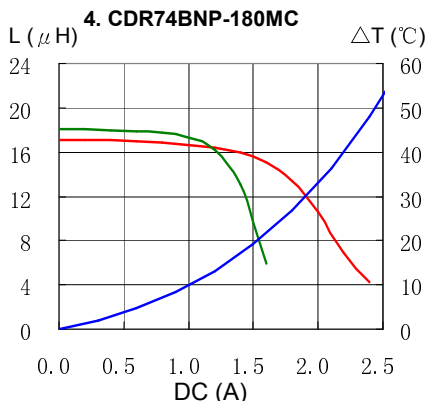
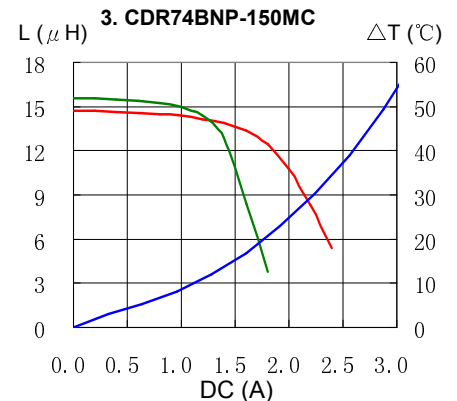
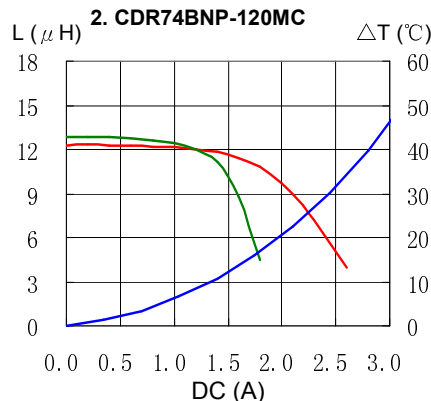
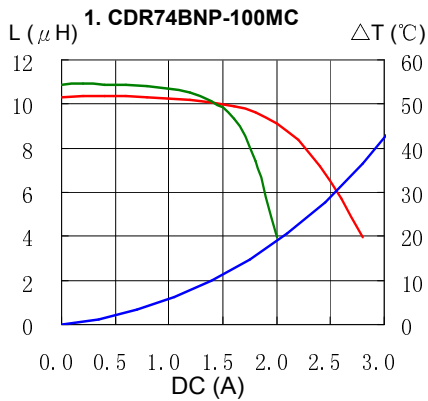
※2. Rated current: The D.C. current at which the inductance decreases to 90% of it's nominal value or when $\Delta t=40^\circ\text{C}$, whichever is lower ($T_a=20^\circ\text{C}$).

SMD Power Inductor CDR74B



Saturation Current & Temperature Rise Graph

— L (20°C) — L (105°C) — ΔT

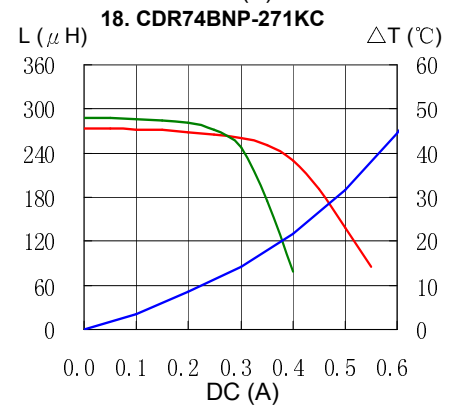
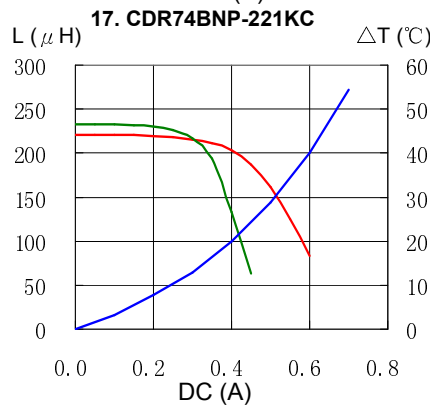
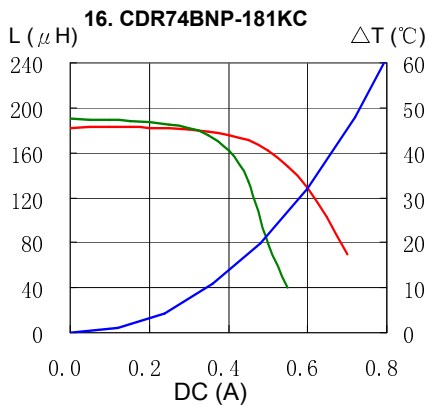
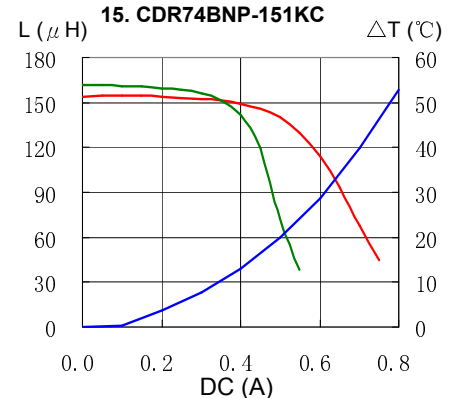
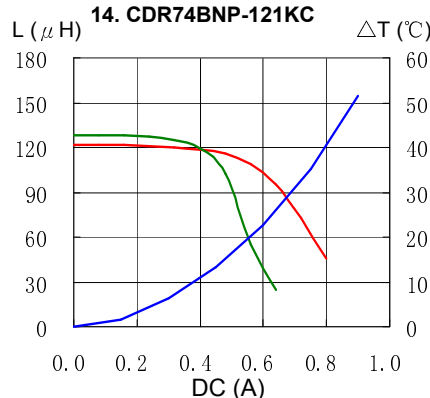
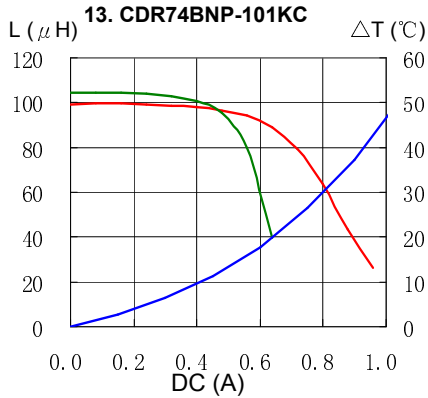


SMD Power Inductor CDR74B

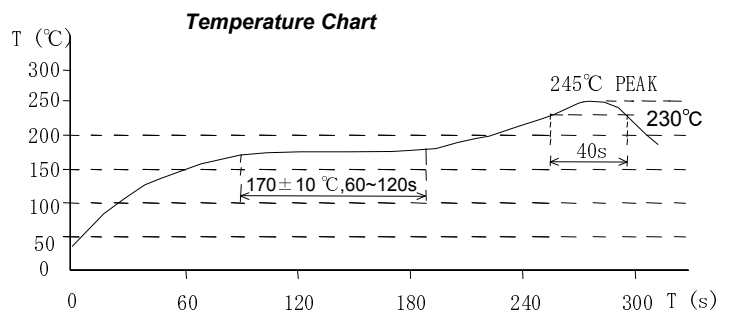
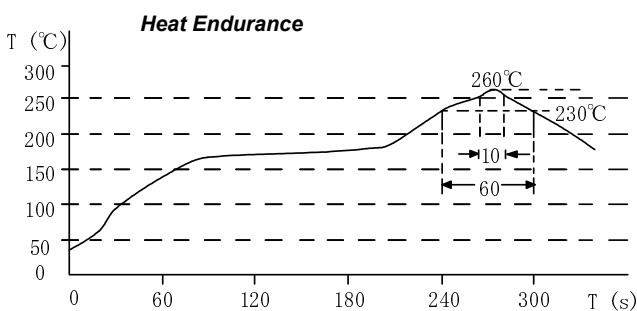


Saturation Current & Temperature Rise Graph

— L (20°C) — L (105°C) — ΔT



Solder Reflow Condition



Please refer to the sales offices on our website - <http://www.sumida.com>

Hong Kong
Tel.+852-2880-6781
FAX.+852-2565-9600
sales@hk.sumida.com
Saitama(Japan)
Tel.+81-48-691-7300
FAX.+81-48-691-7340
sales@jp.sumida.com
Chicago
Tel.+1-847-545-6700
FAX. +1-847-545-6720
sales@us.sumida.com

Shanghai
Tel.+86-21-5836-3299
FAX.+86-21-5836-3266
shanghai.sales@cn.sumida.com
Seoul
Tel.+82-2-6237-0777
FAX.+82-2-6237-0778
sales@kr.sumida.com
Oberzell
Tel.+49-8591-937-0
FAX. +49-8591-937-103
contact@eu.sumida.com

Shenzhen
Tel.+86-755-8291-0228
FAX.+86-755-8291-0338
shenzhen.sales@cn.sumida.com
Singapore
Tel.+65-6296-3388
FAX.+65-6841-4426
sales@sg.sumida.com
Neumarkt
Tel.+49-9181-4509-110
FAX. +49-9181-4509-310
infocomp@eu.sumida.com

Taipei
Tel.+886-2-8751-2737
FAX.+886-2-8751-2738
sales@tw.sumida.com
San Jose
Tel.+1-408-321-9660
FAX.+1-408-321-9308
sales@us.sumida.com

Mouser Electronics

Authorized Distributor

Click to View Pricing, Inventory, Delivery & Lifecycle Information:

Sumida:

[CDR74BNP-150MC](#) [CDR74BNP-470LC](#) [CDR74BNP-151KC](#) [CDR74BNP-820LC](#) [CDR74BNP-271KC](#) [CDR74BNP-100MC](#) [CDR74BNP-560LC](#) [CDR74BNP-330LC](#) [CDR74BNP-180MC](#) [CDR74BNP-181KC](#) [CDR74BNP-101KC](#) [CDR74BNP-120MC](#) [CDR74BNP-220MC](#) [CDR74BNP-680LC](#) [CDR74BNP-390LC](#) [CDR74BNP-121KC](#) [CDR74BNP-221KC](#) [CDR74BNP-270MC](#)