

THIS DRAWING IS UNPUBLISHED. RELEASED FOR PUBLICATION

© COPYRIGHT BY TYCO ELECTRONICS CORPORATION. ALL RIGHTS RESERVED.

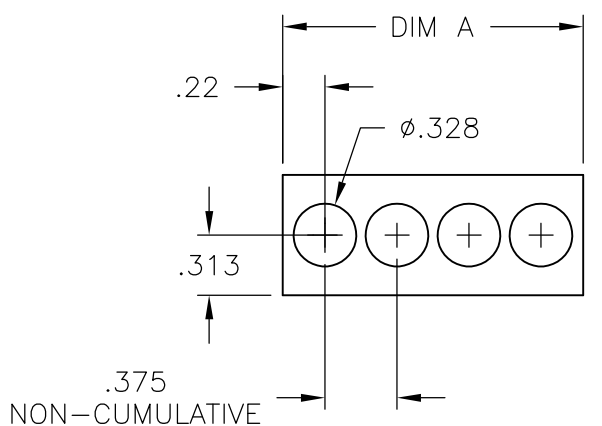
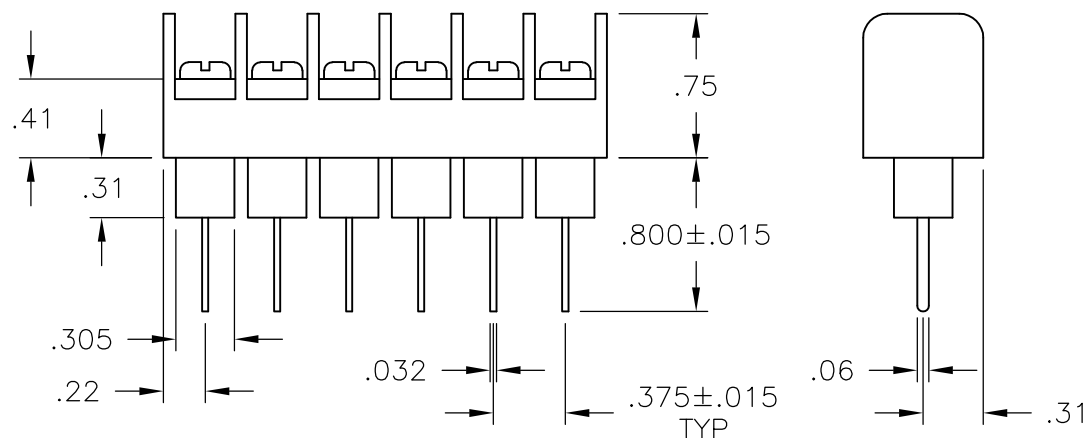
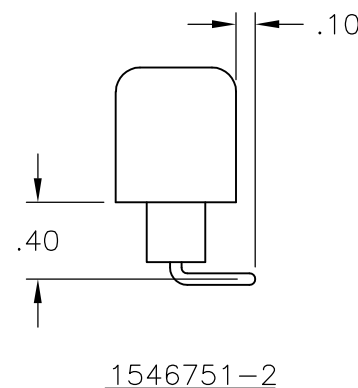
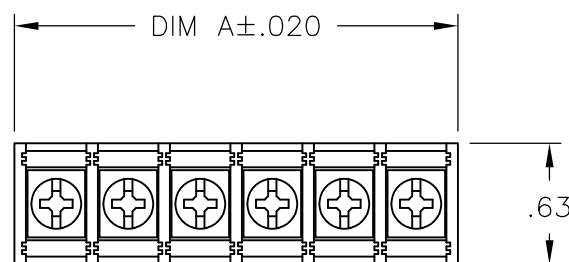
LOC	DIST	REVISIONS					
FT	0	P	LTR	DESCRIPTION	DATE	DWN	APVD
			E	REVISED PER ECO-10-013617	26JUL10	HMR	CR

MATERIAL:
 HOUSING: THERMOPLASTIC, UL94V-0, BLACK.
 TERMINALS: BRIGHT TIN OVER COPPER ALLOY.
 SCREWS: #6-32 STEEL, ZINC PLATING W/ CLEAR CHROMATE (EXCEPT WHERE NOTED).
 PITCH (TERMINAL SPACING): .375"

ELECTRICAL:
 RATED CURRENT UL/CSA:
 CLASS C: 20A, 300V
 CLASS D: 5A, 600V
 WIRE RANGE: 12-22 AWG

MECHANICAL:
 RECOMMENDED TORQUE: 7 IN-LB
 OPERATING TORQUE: 105°C MAX.

- 1 SCREWS ARE BRASS WITH NICKEL PLATE.
- 2 SCREWS ARE BOTTOMED.
- 3 PRELIMINARY PART NUMBER.



MOUNTING PANEL LAYOUT

DIM. A	NO. OF POS.	CATALOG NUMBER	PART NO.
9.436	25	JC6-W407-25	4-1546702-1
9.061	24	JC6-W407-24	4-1546702-0
8.686	23	JC6-W407-23	3-1546702-9
8.311	22	JC6-W407-22	3-1546702-8
7.936	21	JC6-W407-21	3-1546702-7
7.561	20	JC6-W407-20	3-1546702-6
7.186	19	JC6-W407-19	3-1546702-5
6.811	18	JC6-W407-18	3-1546702-4
6.436	17	JC6-W407-17	3-1546702-3
6.061	16	JC6-W405-16-164	3-796985-5
6.061	16	JC6-W405-16	1546751-1
6.061	16	JC6-W407-16	3-1546702-2
5.686	15	JC6-W407-15	3-1546702-1
5.311	14	JC6-W407-14	3-1546702-0
4.936	13	JC6-W407-13	2-1546702-9
4.561	12	JC6-W407-12	4-1437666-2
4.186	11	JC6-W407-11	2-1546702-8
3.811	10	JC6-W407-10	2-1546702-7
3.436	9	JC6-W407-09	2-1546702-6
3.061	8	JC6-W407-08-228	1546751-2
3.061	8	JC6-W407-08	2-1546702-5
2.686	7	JC6-W407-07	4-1437666-1
2.311	6	JC6-W407-06	2-1546702-4
1.938	5	JC6-W407-05	2-1546702-3
1.561	4	JC6-W407-04	2-1546702-2
1.186	3	JC6-W407-03	4-1437666-0
.811	2	JC6-W407-02	3-1437666-9

SEE FIGURE 3

THIS DRAWING IS A CONTROLLED DOCUMENT.		DWN S SCHLEGEL 5/27/03	Tyco Electronics Corporation Harrisburg, Pa 17105-3608	
DIMENSIONS: INCHES		CHK S. YODER 5/27/03		
TOLERANCES UNLESS OTHERWISE SPECIFIED:		APVD S. YODER 5/27/03	NAME	
0 PLC ± - 1 PLC ± - 2 PLC ± .01 3 PLC ± .005 4 PLC ± - ANGLES ± -		PRODUCT SPEC		
MATERIAL		APPLICATION SPEC		
FINISH		WEIGHT		
		SIZE A3 CAGE CODE 00779 DRAWING NO C-3-1437666-9 RESTRICTED TO -		
		CUSTOMER DRAWING SCALE NTS SHEET 1 OF 1 REV E		

Mouser Electronics

Authorized Distributor

Click to View Pricing, Inventory, Delivery & Lifecycle Information:

[TE Connectivity:](#)

[4-1437666-1](#)