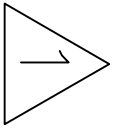


REVISIONS			
LTR	DESCRIPTION	DATE	APPROVED
J1	REVISED PER ECO-11-005139	29MAR11	HMR

NOTES:



DK-621-X413 NOT INCLUDED.

IF THIS DOCUMENT IS PRINTED IT BECOMES UNCONTROLLED.  
CHECK FOR THE LATEST REVISION.



KIT		PCN NO.	CONNECTOR	CONTACT	USAF NO.	
DK-621-0411		228389	PLUG	-----	N/A	
DK-621-0411-P		902973	PLUG	PIN	8340709-00-01	
DK-621-0411-UP		980023	PLUG	PIN	N/A	
DK-621-0411-S		191045	PLUG	SOCKET	8340709-00-02	
DK-621-0411-US		580047	PLUG	SOCKET	N/A	
DK-621-0412		149527	JACK	-----	N/A	
DK-621-0412-P		118345	JACK	PIN	8340711-00-01	
DK-621-0412-UP		734977	JACK	PIN	N/A	
DK-621-0412-S		503123	JACK	SOCKET	8340711-00-02	
DK-621-0412-US		682615	JACK	SOCKET	N/A	
DK-621-0414		341103	JACK	-----	N/A	
DK-621-0414-P		046369	JACK	PIN	N/A	
DK-621-0414-S		875101	JACK	SOCKET	N/A	

NOT AVAILABLE FOR NEW ORDERS					
ORDER EQUIVALENT DK-621-041X(-XX) CONNECTOR					
DK-621-1411		459727	PLUG	-----	
DK-621-1411-P		856385	PLUG	PIN	
DK-621-1411-UP		054769	PLUG	PIN	
DK-621-1411-S		824175	PLUG	SOCKET	
DK-621-1411-US		087739	PLUG	SOCKET	
DK-621-1412		171793	JACK	-----	
DK-621-1412-P		839897	JACK	PIN	
DK-621-1412-UP		650513	JACK	PIN	
DK-621-1412-S		051167	JACK	SOCKET	
DK-621-1412-US		544577	JACK	SOCKET	


# SPECIFICATION CONTROL DRAWING

UNLESS OTHERWISE SPECIFIED  
DIMENSIONS ARE IN INCHES.  
METRIC DIMENSIONS ARE  
IN BRACKETS.


## DECIMALS

.XXX ±  mm  
.XX ±  mm

## ANGLES

.X —±— 

## WEIGHT

— lbs [ g]

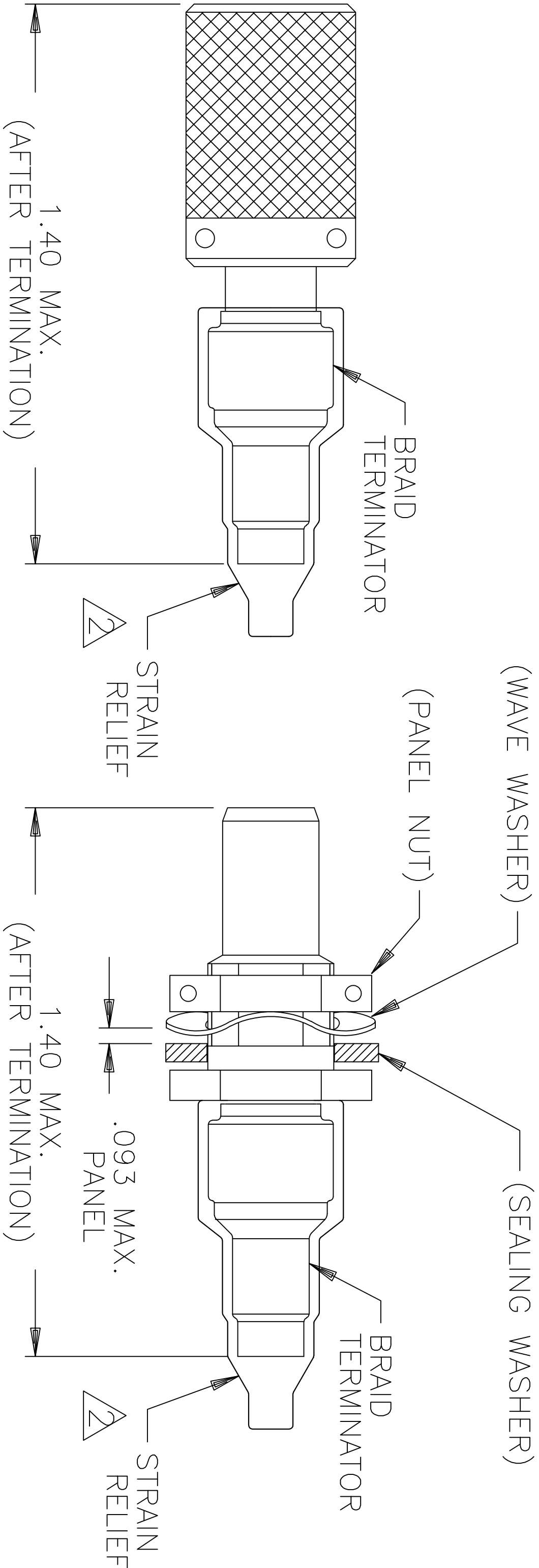
DRAWN	J.B.K.	92 MAR 3	<div></div> <div>TE Connectivity 300 Constitution Drive Menlo Park, CA. 94025 U.S.A.</div>		<div></div>
CHECKED			<div>TITLE</div> <div>KITS FOR</div> <div>D-621 THREADED 400 SERIES</div> <div>TRIAxIAL CONNECTORS</div> <div>(FOR TWINAXIAL CABLES)</div>		
APPROVED					
APPROVED	Z.TEMAN	92 MAR 3			
CAD NAME					
004990-1					
THIRD ANGLE PROJECTION			<div><div><div>SIZE</div><div>CODE IDENT. NO.</div><div>DWG. NO.</div><div>REV</div></div><div><div>A</div><div>06090</div><div>DK-621-X411/X414[-XX]</div><div>J1</div></div><div><div></div></div></div>		
<div></div>			DO NOT SCALE THIS DRAWING		
			SHEET 1 OF 2		

NOTES: (CONTINUED)

- 2

USAF No.: PLUG - 8340709-00-0X  
JACK - 8340711-00-0X

PRINTED ON STRAIN RELIEF OF  
DK-621-04YY SERIES.
3. D-600-0030 BRAID TERMINATOR REPLACES D-600-0055 AND D-600-0056.



PLUG CONNECTOR  
ASSEMBLY

JACK CONNECTOR  
ASSEMBLY

REQUIREMENTS:

1.0 REFER TO THE FOLLOWING RAYCHEM SPECIFICATION CONTROL DRAWINGS (SCD) FOR INDIVIDUAL COMPONENT DETAILS:

D-621-0411	CONNECTOR, TRIAXIAL, SUBMINIATURE
D-621-0412	
D-621-0414	
D-602-0126	CONTACT, PIN
D-602-0127	CONTACT, SOCKET
D-600-0030	BRAID TERMINATOR
D-600-0019	STRAIN RELIEF

2.0 CONNECTORS ARE QUALIFIED TO RAYCHEM SPECIFICATION D-6025.

3.0 TERMINATION PROCEDURE: RAYCHEM ES 61162

IF THIS DOCUMENT IS PRINTED IT BECOMES UNCONTROLLED.  
CHECK FOR THE LATEST REVISION.

CAD NAME: 004990-2	DRAWN	J.B.K.	92 MAR 3	SIZE	CODE IDENT. NO.	DWG. NO.	REV
	ISSUED			A	06090	DK-621-X411/X414[-XX]	J1
DO NOT SCALE THIS DRAWING				SHEET 2 OF 2			

# Mouser Electronics

Authorized Distributor

Click to View Pricing, Inventory, Delivery & Lifecycle Information:

[TE Connectivity:](#)

[DK-621-0412-US](#)