

Base strip - MCD 1,5/ 2-GF-3,81 - 1830101

Please be informed that the data shown in this PDF Document is generated from our Online Catalog. Please find the complete data in the user's documentation. Our General Terms of Use for Downloads are valid (<http://phoenixcontact.com/download>)



Header, Nominal current: 8 A, Rated voltage (III/2): 160 V, Number of positions: 2, Pitch: 3.81 mm, Color: green, Contact surface: Tin, Mounting: Wave soldering, In combination with MCV plug components, both an MCVW and an MCVR plug must be used.


The figure shows a 10-pos. version with 20 contacts

Product Features

- Well-known mounting principle allows worldwide use
- Screwable flange for superior mechanical stability
- Conductor connection on several levels enables higher contact density



Key Commercial Data

Packing unit	1 pc
GTIN	 4 017918 051228
Weight per Piece (excluding packing)	4.69 g
Custom tariff number	85366990
Country of origin	Germany

Technical data

Dimensions

Length	21.9 mm
Pitch	3.81 mm
Dimension a	3.81 mm
Constructional height	23 mm
Length of the solder pin	3.5 mm
Pin dimensions	0,8 x 0,8 mm

Base strip - MCD 1,5/ 2-GF-3,81 - 1830101

Technical data

Dimensions

Hole diameter	1.2 mm
---------------	--------

General

Range of articles	MCD 1,5/...-GF
Insulating material group	I
Rated surge voltage (III/3)	2.5 kV
Rated surge voltage (III/2)	2.5 kV
Rated surge voltage (II/2)	2.5 kV
Rated voltage (III/3)	160 V
Rated voltage (III/2)	160 V
Rated voltage (II/2)	320 V
Connection in acc. with standard	EN-VDE
Nominal current I_N	8 A
Maximum load current	8 A
Insulating material	PA
Flammability rating according to UL 94	V0
Color	green
Number of positions	2

Standards and Regulations

Connection in acc. with standard	EN-VDE
	CSA
Flammability rating according to UL 94	V0

Classifications

eCl@ss

eCl@ss 4.0	272607xx
eCl@ss 4.1	27260701
eCl@ss 5.0	27260701
eCl@ss 5.1	27260701
eCl@ss 6.0	27260704
eCl@ss 7.0	27440402
eCl@ss 8.0	27440402
eCl@ss 9.0	27440402

ETIM

ETIM 3.0	EC001121
----------	----------

Base strip - MCD 1,5/ 2-GF-3,81 - 1830101

Classifications

ETIM

ETIM 4.0	EC002637
ETIM 5.0	EC002637

UNSPSC

UNSPSC 6.01	30211810
UNSPSC 7.0901	39121409
UNSPSC 11	39121409
UNSPSC 12.01	39121409
UNSPSC 13.2	39121409

Approvals

Approvals


Approvals


CSA / VDE Gutachten mit Fertigungsüberwachung / cUL Recognized / IECEx CB Scheme / CCA / EAC / cULus Recognized / EAC

Ex Approvals

Approvals submitted


Approval details


CSA 		
	B	D
Nominal current I _N	8 A	8 A
Nominal voltage U _N	300 V	300 V

VDE Gutachten mit Fertigungsüberwachung 	
Nominal current I _N	8 A
Nominal voltage U _N	160 V

Base strip - MCD 1,5/ 2-GF-3,81 - 1830101

Approvals

cUL Recognized 		
	B	D
Nominal current I _N	8 A	8 A
Nominal voltage U _N	300 V	300 V

IECEE CB Scheme 	
Nominal current I _N	8 A
Nominal voltage U _N	160 V

CCA	
Nominal current I _N	8 A
Nominal voltage U _N	160 V

EAC

cULus Recognized		
	B	D
Nominal current I _N	8 A	8 A
Nominal voltage U _N	300 V	300 V

EAC

Accessories

Accessories

Coding element

Coding profile - CP-MSTB - 1734634

Coding profile, is inserted into the slot on the plug or inverted header, red insulating material



Base strip - MCD 1,5/ 2-GF-3,81 - 1830101

Accessories

Labeled terminal marker

Marker card - SK 3,81/2,8:FORTL.ZAHLEN - 0804109



Marker card, Card, white, labeled, Horizontal: Consecutive numbers 1 - 10, 11 - 20, etc. up to 91 - (99)100, Mounting type: Adhesive, for terminal block width: 3.81 mm, Lettering field: 3.81 x 2.8 mm

Additional products

Printed-circuit board connector - FMC 1,5/ 2-STF-3,81 - 1748354



Plug component, Nominal current: 8 A, Rated voltage (III/2): 160 V, Number of positions: 2, Pitch: 3.81 mm, Connection method: Push-in spring connection, Color: green, Contact surface: Tin

Printed-circuit board connector - MC 1,5/ 2-STF-3,81 - 1827703



Plug component, Nominal current: 8 A, Rated voltage (III/2): 160 V, Number of positions: 2, Pitch: 3.81 mm, Connection method: Screw connection with tension sleeve, Color: green, Contact surface: Tin

Printed-circuit board connector - MCVR 1,5/ 2-STF-3,81 - 1828346



Plug component, Nominal current: 8 A, Rated voltage (III/2): 160 V, Number of positions: 2, Pitch: 3.81 mm, Connection method: Screw connection with tension sleeve, Color: green, Contact surface: Tin

Base strip - MCD 1,5/ 2-GF-3,81 - 1830101

Accessories

Printed-circuit board connector - MCVW 1,5/ 2-STF-3,81 - 1828498




Plug component, Nominal current: 8 A, Rated voltage (III/2): 160 V, Number of positions: 2, Pitch: 3.81 mm, Connection method: Screw connection with tension sleeve, Color: green, Contact surface: Tin

Printed-circuit board connector - FRONT-MC 1,5/ 2-STF-3,81 - 1850851



Plug component, Nominal current: 8 A, Rated voltage (III/2): 160 V, Number of positions: 2, Pitch: 3.81 mm, Connection method: Front screw connection, Color: green, Contact surface: Tin

Printed-circuit board connector - FK-MCP 1,5/ 2-STF-3,81 - 1851232




Plug component, Nominal current: 8 A, Rated voltage (III/2): 160 V, Number of positions: 2, Pitch: 3.81 mm, Connection method: Push-in spring connection, Color: green, Contact surface: Tin

Printed-circuit board connector - MCC 1/ 2-STZF-3,81 - 1852367



Plug component, Nominal current: 8 A, Rated voltage (III/2): 160 V, Number of positions: 2, Pitch: 3.81 mm, Connection method: Crimp connection, Color: green, Corresponding female crimp contacts with current [A] and conductor cross section range [mm²] data: 5A/MCC-MT 0,2-0,35 (1859988); 8A/MCC-MT 0,5-1,0 (1859991)

Printed-circuit board connector - QC 0,5/ 2-STF-3,81 - 1897542



Plug component, Nominal current: 6 A, Rated voltage (III/2): 200 V, Number of positions: 2, Pitch: 3.81 mm, Connection method: Displacement connection, Color: green, Contact surface: Tin

Drawings

Technical drawing of a mechanical part, likely a bracket or support, showing dimensions in millimeters. The drawing includes a top view and a side view. Key dimensions are:

- Top view:
 - Overall width: 12.7
 - Distance from left edge to centerline: 4.5
 - Distance from centerline to right edge: 7.1
 - Overall height: 8
 - Distance from bottom edge to centerline: 3.81
 - Distance from centerline to top edge: 12
 - Distance from bottom edge to bottom hole: 2.7
- Side view:
 - Overall width: 12.7
 - Distance from left edge to centerline: 4.5
 - Distance from centerline to right edge: 7.1
 - Overall height: 8
 - Distance from bottom edge to centerline: 3.81
 - Distance from centerline to top edge: 12
 - Distance from bottom edge to bottom hole: 2.7

The drawing shows a central vertical slot and two horizontal slots. There are four circular holes: two on the left side and two on the right side. The dimensions are given in millimeters.

Mouser Electronics

Authorized Distributor

Click to View Pricing, Inventory, Delivery & Lifecycle Information:

Phoenix Contact:

1830101