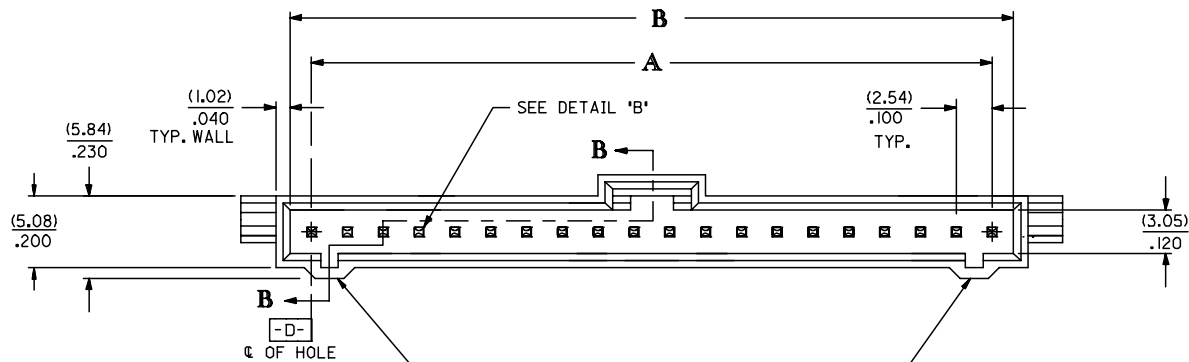
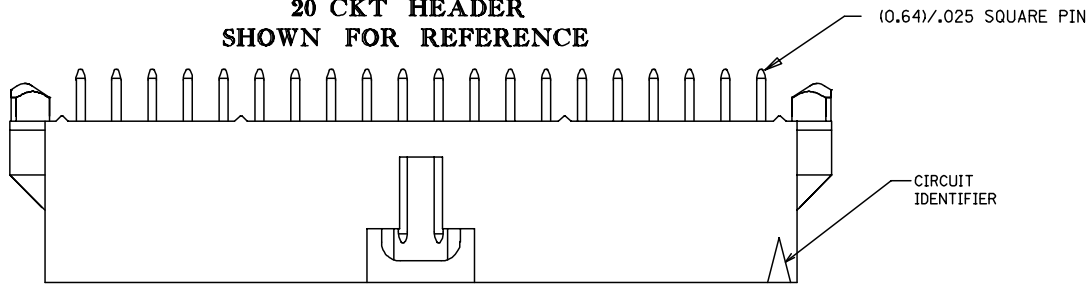


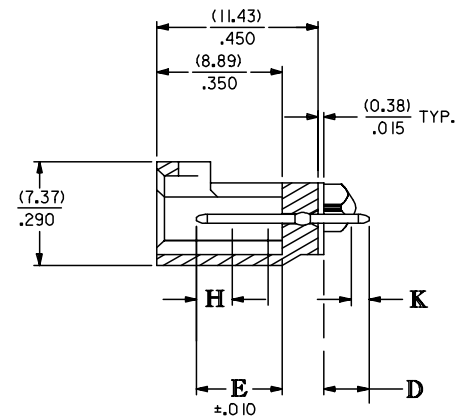
# OPTIONAL HOUSING

## WEBBED KEYING FEATURES

20 CKT HEADER  
SHOWN FOR REFERENCE



WEBBED KEYING FEATURES



### SECTION B-B

UPDATE TITLE BLOCK EC NO: UCP2006-0202 DRAWN: JLOWE 2005/08/05 CHKD: ADERR 2005/08/05 APPR: FSMITH 2005/08/09 REVISIONS 1 DESCRIPTION	QUALITY SYMBOLS	GENERAL TOLERANCES (UNLESS SPECIFIED) <table border="1"> <thead> <tr> <th></th> <th>mm</th> <th>INCH</th> </tr> </thead> <tbody> <tr> <td>4 PLACES</td> <td>± .13</td> <td>± .005</td> </tr> <tr> <td>3 PLACES</td> <td>± .13</td> <td>± .01</td> </tr> <tr> <td>2 PLACES</td> <td>± 0.25</td> <td>± .01</td> </tr> <tr> <td>1 PLACE</td> <td>± 0.25</td> <td>± .01</td> </tr> <tr> <td colspan="3">ANGULAR ±1/2°</td> </tr> </tbody> </table>		mm	INCH	4 PLACES	± .13	± .005	3 PLACES	± .13	± .01	2 PLACES	± 0.25	± .01	1 PLACE	± 0.25	± .01	ANGULAR ±1/2°			DIMENSION STYLE MM/IN	SCALE ---	DESIGN UNITS INCH	THIRD ANGLE PROJECTION
			mm	INCH																				
	4 PLACES		± .13	± .005																				
	3 PLACES		± .13	± .01																				
2 PLACES	± 0.25	± .01																						
1 PLACE	± 0.25	± .01																						
ANGULAR ±1/2°																								
DRAWN BY WGM	DATE 07/10/96	TITLE SALES ASSY, SL VERTICAL HEADER W/LATCH&TRI-PEGS (2.54)/.100 CENTERS																						
CHECKED BY WGM	DATE 07/10/96	MOLEX INCORPORATED																						
APPROVED BY WAZ	DATE 07/10/96	MATERIAL NO. SEE CHART																						
DRAFT WHERE APPLICABLE MUST REMAIN WITHIN DIMENSIONS		DOCUMENT NO. SDA-70545-****	SHEET NO. 2 OF 4																					
THIS DRAWING CONTAINS INFORMATION THAT IS PROPRIETARY TO MOLEX INCORPORATED AND SHOULD NOT BE USED WITHOUT WRITTEN PERMISSION																								

J	CIRCUIT SIZE	ASSEMBLY ITEM NUMBER 70545	MANUFACTURE RELEASE STATUS				D (± 0.38) ± .015	E (± 0.25) ± .010	CONNECTOR END PLATING			P.C. BOARD END PLATING			J
									TYPE	H MEAS.		TYPE	K MEAS.		
I	2-10	-0001-0009	R.F.M.				(3.30)	(6.10)	TIN	(2.54)	.100	TIN	(1.27)	.050	I
	11-25	-0010-0024	R.F.M.				.130	.240							
H	2-10	-0036-0044	R.F.M.				(3.30)	(6.10)	15 GOLD	(2.54)	.100	TIN	(1.27)	.050	H
	11-25	-0045-0059	R.F.M.				.130	.240							
G	2-10	-0071-0079	R.F.M.				(3.30)	(6.10)	30 GOLD	(2.54)	.100	TIN	(1.27)	.050	G
	11-25	-0080-0094	R.F.M.				.130	.240							
F	2-10	-0141-0149	R.F.M.				(5.21)	(6.10)	15 GOLD	(2.54)	.100	TIN	(1.27)	.050	F
	11-25	-0150-0164	NOT TOOLED				.205	.240							
E	2-10	-0176-0184	R.F.M.				(5.21)	(6.10)	30 GOLD	(2.54)	.100	TIN	(1.27)	.050	E
	11-25	-0185-0199	NOT TOOLED				.205	.240							

F	CIRCUIT SIZE	ASSEMBLY ITEM NUMBER	ASSEMBLY ITEM NUMBER	ASSEMBLY ITEM NUMBER	ASSEMBLY ITEM NUMBER	ASSEMBLY ITEM NUMBER
	2	70545-0001	70545-0036	70545-0071	70545-0141	70545-0176
	3	70545-0002	70545-0037	70545-0072	70545-0142	70545-0177
	4	70545-0003	70545-0038	70545-0073	70545-0143	70545-0178
	5	70545-0004	70545-0039	70545-0074	70545-0144	70545-0179
	6	70545-0005	70545-0040	70545-0075	70545-0145	70545-0180
	7	70545-0006	70545-0041	70545-0076	70545-0146	70545-0181
	8	70545-0007	70545-0042	70545-0077	70545-0147	70545-0182
	9	70545-0008	70545-0043	70545-0078	70545-0148	70545-0183
	10	70545-0009	70545-0044	70545-0079	70545-0149	70545-0184
	11	70545-0010	70545-0045	70545-0080		
	12	70545-0011	70545-0046	70545-0081		
	13	70545-0012	70545-0047	70545-0082		
	14	70545-0013	70545-0048	70545-0083		
	15	70545-0014	70545-0049	70545-0084		
	16	70545-0015	70545-0050	70545-0085		
	17	70545-0016	70545-0051	70545-0086		
	18	70545-0017	70545-0052	70545-0087		
	19	70545-0018	70545-0053	70545-0088		
	20	70545-0019	70545-0054	70545-0089		
	21	70545-0020	70545-0055	70545-0090		
	22	70545-0021	70545-0056	70545-0091		
	23	70545-0022	70545-0057	70545-0092		
	24	70545-0023	70545-0058	70545-0093		
	25	70545-0024	70545-0059	70545-0094		

B	A	CHG D DIM -0141-0199 EC NO: UCP2007-0420 DRAWN: JORGAN 2006/09/15 CHKD: MS BARA 2006/09/15 APPR: SMILLER 2006/09/19 REV:	QUALITY SYMBOLS 	GENERAL TOLERANCES (UNLESS SPECIFIED) <table border="1"> <tr><th></th><th>mm</th><th>INCH</th></tr> <tr><td>4 PLACES</td><td>± .005</td><td>± .0005</td></tr> <tr><td>3 PLACES</td><td>± .01</td><td>± .001</td></tr> <tr><td>2 PLACES</td><td>± 0.13</td><td>± .01</td></tr> <tr><td>1 PLACE</td><td>± 0.25</td><td>± .01</td></tr> </table>		mm	INCH	4 PLACES	± .005	± .0005	3 PLACES	± .01	± .001	2 PLACES	± 0.13	± .01	1 PLACE	± 0.25	± .01	DIMENSION STYLE MM/IN DRAWN BY DATE WGM 07/12/96 CHECKED BY DATE WGM 07/12/96 APPROVED BY DATE DJB 07/12/96	SCALE --- DESIGN UNITS INCH THIRD ANGLE PROJECTION	TITLE SALES ASSY, SL VERTICAL HEADER W/LATCH&TRI-PEGS (2.54)/.100 CENTERS	MATERIAL NO. SEE CHART	DOCUMENT NO. SDA-70545-****	SHEET NO. 3 OF 4
						mm	INCH																		
4 PLACES	± .005	± .0005																							
3 PLACES	± .01	± .001																							
2 PLACES	± 0.13	± .01																							
1 PLACE	± 0.25	± .01																							
DRAFT WHERE APPLICABLE MUST REMAIN WITHIN DIMENSIONS	THIS DRAWING CONTAINS INFORMATION THAT IS PROPRIETARY TO MOLEX INCORPORATED AND SHOULD NOT BE USED WITHOUT WRITTEN PERMISSION																								