

AWSP60-5

Description:

The AWSP60-5 is a single output power supply. This power supply is designed for a wide variety applications where high reliability is desired, including applications for the industrial and telecommunications markets. Excellent performance specifications are provided, together with compliance to European EMC (EN55022, Class B and EN61000-3-2), and Low Voltage directive (TUV EN60950).

Specifications (@25C)

Input Characteristics:

Input Voltage:	85-264Vac
Input Frequency Range:	47-63Hz
Max Input Current:	1.3A @ Vin (rated)
Max Inrush Current:	20A@110Vac, 40A@220Vac at cold start
Leakage Current:	<3.5mA/240Vac

Output Characteristics:

Output Voltage:	5Vdc
Output Current:	12.0A
Output Power:	60W
Adjustable Output Range:	±10%
Ripple & Noise:	75mV
Load Regulation:	±1.0%
Line Regulation:	±0.5%
Efficiency:	73%
Temperature Drift:	<0.03%/°C (10-50°C)
Start-up Time:	300ms max @ 230VAc
Hold-up Time:	20ms min, 100% Load@230VAc
Rise-up Time:	300ms max, 100% Load@230VAc
Over Current Protection:	At Load>120% 115/230Vac, Shutdown
Over Voltage Protection:	Zener clamping at Vo>110%, Non auto recovery
Short Circuit Protection:	Short circuit protection available. Avoid short circuit >30 sec.

General Specifications:

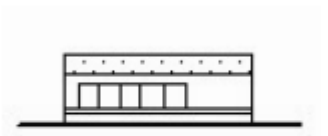
Switching Frequency:	45kHz
Dimension (LxWxH):	160x98x38mm
Weight:	450g net, 490g gross
Cooling:	Natural Convection or forced air
Isolation Resistance:	I/P—O/P, I/P—FG, O/P—FG: 500VDC/100Mohms
Dielectric Strength:	I/P—O/P: 4.3KVdc; I/P—FG: 2.5KVdc; O/P—FG: 0.5KVdc
Warranty:	2 years

Environmental Specifications:

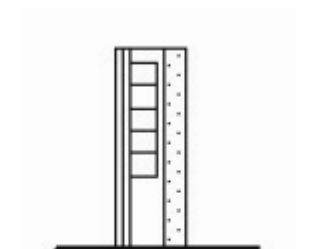
Operating Temperature:	-10° to 60°C
Operating Humidity:	20 to 90% RH, non-condensing
Storage Temperature:	-25 to 75°C
Storage Humidity:	10 to 95% RH, non-condensing
Vibration:	10-55Hz, 2G 1min/cycle, period of 60min, each X, Y & Z axis

EMC & Safety Specifications:

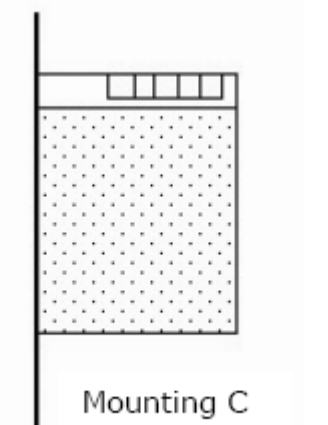
EMC Emissions:	Conforms to EN55022, VCCI, CISPR22 Class B (Conducted & Radiated); IEC-61000-4-2, 61000-4-4, 61000-4-5, 61000-4-11
ESD Susceptibility:	EN61000-4-2 (15kV/8kV)
Radiated Susceptibility:	EN61000-4-3 (3Vm ¹)
Fast Burst:	EN61000-4-4 (2kV)
Surge:	EN61000-4-5 (1kV/2kV)
Safety Approval:	UL 60950 (UL File No: E204980) TUV (50200771) EN60950-1:2006+A11+A1+A12+A2



Mounting A



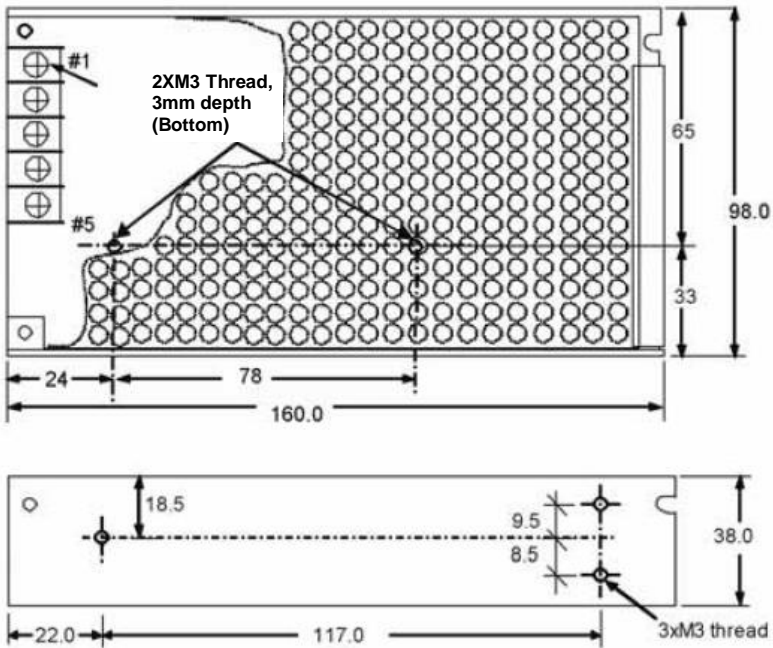
Mounting B



Mounting C



Outline Dimensions (mm):

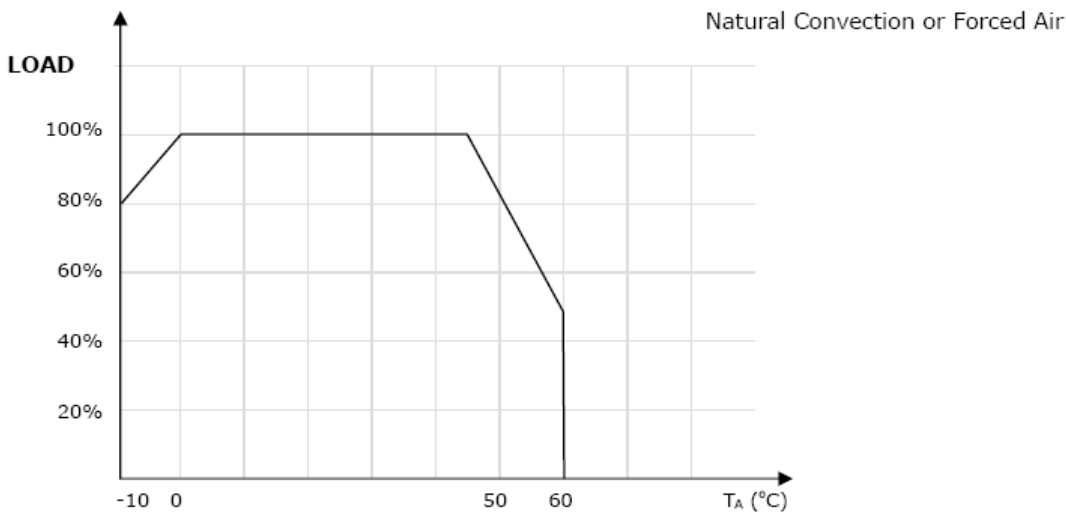


TERMINAL SCREW ASSIGNMENT

- # 1,2 : AC INPUT
- # 3 : FG (FRAME GROUND)
- # 4 : DC OUTPUT -V
- # 5 : DC OUTPUT +V
- *8mm Max terminal width
- * #6-32 Terminal Screws

Unit : mm
Tolerance : +/-1.0mm

Derating Curve:



Connector Types:

Input: # 6-32 Screw Terminals
Output: #6-32 Screw Terminals

RoHS Compliance: As of manufacturing date February 2016, all standard products meet the requirements of 2015/863/EU, known as the RoHS 3 initiative.

* Upon printing, this document is considered "uncontrolled". Please contact Triad Magnetics' website for the most current version.