

Base strip - GMSTB 2,5/ 5-GF-7,62 - 1806258

Please be informed that the data shown in this PDF Document is generated from our Online Catalog. Please find the complete data in the user's documentation. Our General Terms of Use for Downloads are valid (<http://phoenixcontact.com/download>)

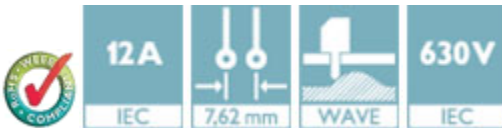
Header, Nominal current: 12 A, Rated voltage (III/2): 630 V, Number of positions: 5, Pitch: 7.62 mm, Color: green, Contact surface: Tin, Mounting: Wave soldering



The figure shows a 10-position version of the product

Product Features

- Versions with threaded flange and 7.62 mm pitch
- Plug-in direction parallel to the PCB
- Headers with angled solder pins for 630 V applications (III/2)



Key Commercial Data

Packing unit	1 pc
GTIN	
Weight per Piece (excluding packing)	4.86 g
Custom tariff number	85366990
Country of origin	Germany

Technical data

Dimensions

Length	12 mm
Pitch	7.62 mm
Dimension a	30.48 mm
Constructional height	9 mm
Length of the solder pin	3.5 mm
Pin dimensions	1 x 1 mm

Base strip - GMSTB 2,5/ 5-GF-7,62 - 1806258

Technical data

Dimensions

Hole diameter	1.4 mm
---------------	--------

General

Range of articles	GMSTB 2,5/...-GF
Insulating material group	I
Rated surge voltage (III/3)	6 kV
Rated surge voltage (III/2)	6 kV
Rated surge voltage (II/2)	6 kV
Rated voltage (III/3)	400 V
Rated voltage (III/2)	630 V
Rated voltage (II/2)	630 V
Connection in acc. with standard	EN-VDE
Nominal current I_N	12 A
Maximum load current	12 A
Insulating material	PA
Flammability rating according to UL 94	V0
Color	green
Number of positions	5

Standards and Regulations

Connection in acc. with standard	EN-VDE
	CSA
Flammability rating according to UL 94	V0

Classifications

eCl@ss

eCl@ss 4.0	272607xx
eCl@ss 4.1	27260701
eCl@ss 5.0	27260701
eCl@ss 5.1	27260701
eCl@ss 6.0	27260704
eCl@ss 7.0	27440402
eCl@ss 8.0	27440402
eCl@ss 9.0	27440402

ETIM

ETIM 3.0	EC001121
----------	----------

Base strip - GMSTB 2,5/ 5-GF-7,62 - 1806258

Classifications

ETIM

ETIM 4.0	EC002637
ETIM 5.0	EC002637

UNSPSC

UNSPSC 6.01	30211810
UNSPSC 7.0901	39121409
UNSPSC 11	39121409
UNSPSC 12.01	39121409
UNSPSC 13.2	39121409

Approvals

Approvals


Approvals


CSA / UL Recognized / VDE Gutachten mit Fertigungsüberwachung / cUL Recognized / IECCE CB Scheme / EAC / EAC / cULus Recognized

Ex Approvals

Approvals submitted

Approval details

CSA 		
	B	D
Nominal current I _N	10 A	10 A
Nominal voltage U _N	300 V	300 V

UL Recognized 		
	B	D
Nominal current I _N	15 A	10 A
Nominal voltage U _N	300 V	300 V

Base strip - GMSTB 2,5/ 5-GF-7,62 - 1806258

Approvals

VDE Gutachten mit Fertigungsüberwachung	
Nominal current IN	12 A
Nominal voltage UN	400 V

cUL Recognized		
	B	D
Nominal current IN	15 A	10 A
Nominal voltage UN	300 V	300 V

IECEE CB Scheme	
Nominal current IN	12 A
Nominal voltage UN	400 V

EAC

EAC

cULus Recognized

Accessories

Accessories

Coding element

Base strip - GMSTB 2,5/ 5-GF-7,62 - 1806258

Accessories

Coding star - CR-MSTB - 1734401



Coding section, inserted into the recess in the header or the inverted plug, red insulating material

Filler plug

Accessories - MSTB-BL - 1755477



Keying cap, for forming sections, plugs onto header pin, green insulating material

Labeled terminal marker

Marker card - SK 7,62/3,8:FORTL.ZAHLEN - 0804549



Marker card, Card, white, labeled, Horizontal: Consecutive numbers 1 - 10, 11 - 20, etc. up to 91 - 100, Mounting type: Adhesive, for terminal block width: 7.62 mm, Lettering field: 7.62 x 3.8 mm

Additional products

Printed-circuit board connector - FRONT-GMSTB 2,5/ 5-STF-7,62 - 1806038

Plug component, Nominal current: 12 A, Rated voltage (III/2): 630 V, Number of positions: 5, Pitch: 7.62 mm, Connection method: Front screw connection, Color: green, Contact surface: Tin



Base strip - GMSTB 2,5/ 5-GF-7,62 - 1806258

Accessories

Printed-circuit board connector - GMVSTBR 2,5/ 5-STF-7,62 - 1847916

Plug component, Nominal current: 12 A, Rated voltage (III/2): 630 V, Number of positions: 5, Pitch: 7.62 mm, Connection method: Screw connection with tension sleeve, Color: green, Contact surface: Tin



Printed-circuit board connector - GMVSTBW 2,5/ 5-STF-7,62 - 1848025

Plug component, Nominal current: 12 A, Rated voltage (III/2): 630 V, Number of positions: 5, Pitch: 7.62 mm, Connection method: Screw connection with tension sleeve, Color: green, Contact surface: Tin



Printed-circuit board connector - GMSTB 2,5/ 5-STF-7,62 - 1858798

Plug component, Nominal current: 12 A, Rated voltage (III/2): 630 V, Number of positions: 5, Pitch: 7.62 mm, Connection method: Screw connection with tension sleeve, Color: green, Contact surface: Tin



Printed-circuit board connector - GFKC 2,5/ 5-STF-7,62 - 1939772

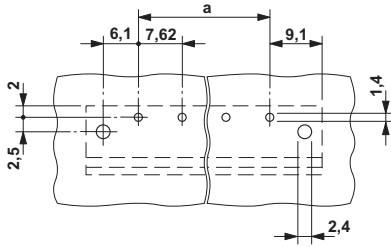
Plug component, Nominal current: 12 A, Rated voltage (III/2): 630 V, Number of positions: 5, Pitch: 7.62 mm, Connection method: Push-in spring connection, Color: green, Contact surface: Tin, COMBICON connectors may only be activated under no load conditions. If for operating reasons small loads must be switched, experimental values are available upon request.



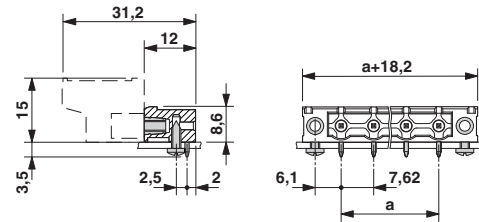
Drawings

Base strip - GMSTB 2,5/ 5-GF-7,62 - 1806258

Drilling diagram



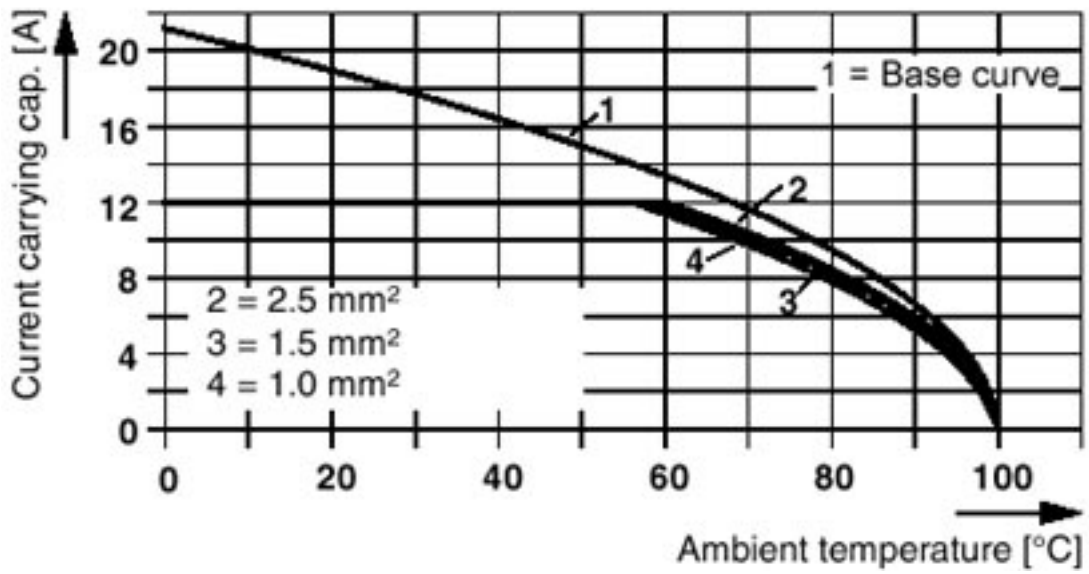
Dimensional drawing



Diagram

Plug:
Header:

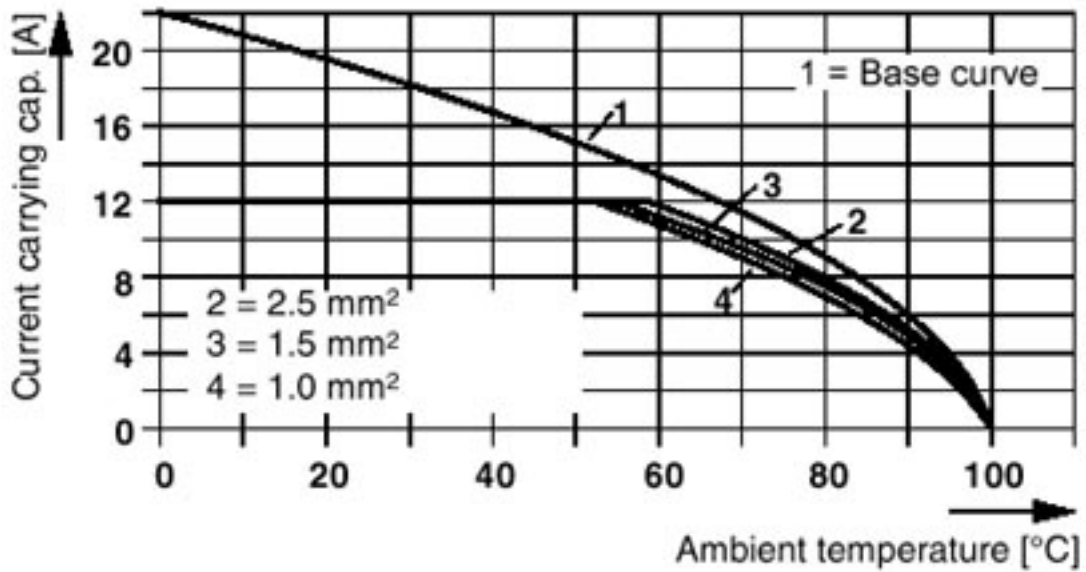
FRONT-GMSTB 2,5/5-ST(F)-7,62
GMSTB(A) 2,5/5-G(F)-(7,62)



Base strip - GMSTB 2,5/ 5-GF-7,62 - 1806258

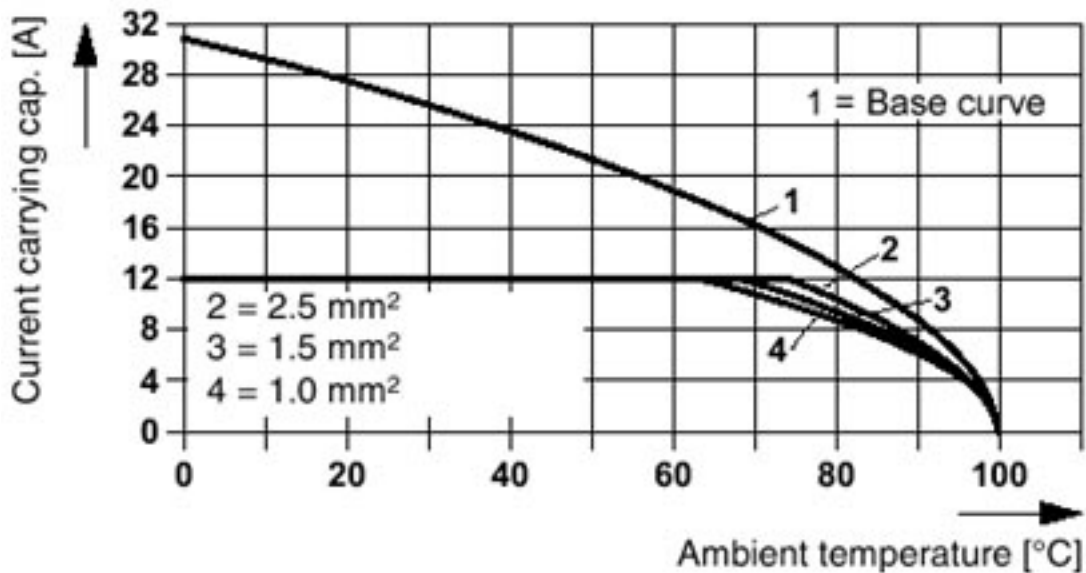
Diagram

Plug: GMSTBVR(W) 2,5/5-ST(F)-(-7,62)
Header: GMSTB(A) 2,5/5-G(F)-(-7,62)



Diagram

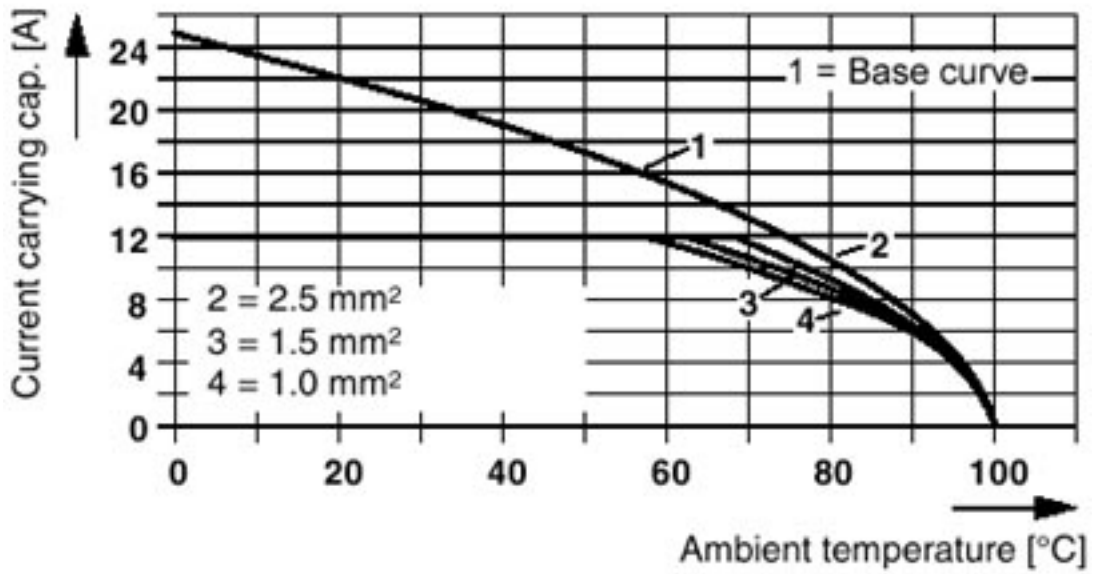
Plug: GFKC 2,5/5-ST(F)-(-7,62)
Header: GMSTB(A) 2,5/5-G(F)-(-7,62)



Base strip - GMSTB 2,5/ 5-GF-7,62 - 1806258

Diagram

Plug: GMSTB 2,5/5-ST(F)-(-7,62)
Header: GMSTB(A) 2,5/5-G(F)-(-7,62)



Mouser Electronics

Authorized Distributor

Click to View Pricing, Inventory, Delivery & Lifecycle Information:

[Phoenix Contact:](#)

[1806258](#)