

Plug - SP 2,5/15 - 3040397

Please be informed that the data shown in this PDF Document is generated from our Online Catalog. Please find the complete data in the user's documentation. Our General Terms of Use for Downloads are valid (<http://phoenixcontact.com/download>)



Plug, Connection method: Spring-cage connection, Number of positions: 15, Cross section: 0.08 mm² - 4 mm², AWG: 28 - 12, Width: 78 mm, Height: 39 mm, Color: gray

The illustration shows a 6-position version

Product Features

- Large-surface labeling option
- Practical coding option



Key Commercial Data

Packing unit	1 pc
Minimum order quantity	10 pc
Weight per Piece (excluding packing)	44.7 g
Custom tariff number	85366990
Country of origin	Poland

Technical data

General

Number of levels	1
Number of connections	15
Nominal cross section	2.5 mm ²
Color	gray
Insulating material	PA
Flammability rating according to UL 94	V0
Maximum load current	24 A (with a 2.5 mm ² conductor cross section)
Rated surge voltage	6 kV
Degree of pollution	3
Overvoltage category	III

Plug - SP 2,5/15 - 3040397

Technical data

General

Insulating material group	I
Maximum load current	24 A (with 4 mm ² conductor cross section)
Nominal current I _N	24 A
Nominal voltage U _N	500 V
Open side panel	No

Dimensions

Width	78 mm
Length	15.8 mm
Height	39 mm
	24.00 mm
Pitch	5.20 mm

Connection data

Connection method	Spring-cage connection
Connection in acc. with standard	IEC 61984
Conductor cross section solid min.	0.08 mm ²
Conductor cross section solid max.	4 mm ²
Conductor cross section AWG min.	28
Conductor cross section AWG max.	12
Conductor cross section flexible min.	0.08 mm ²
Conductor cross section flexible max.	2.5 mm ²
Min. AWG conductor cross section, flexible	28
Max. AWG conductor cross section, flexible	14
Conductor cross section flexible, with ferrule without plastic sleeve min.	0.14 mm ²
Conductor cross section flexible, with ferrule without plastic sleeve max.	2.5 mm ²
Conductor cross section flexible, with ferrule with plastic sleeve min.	0.14 mm ²
Conductor cross section flexible, with ferrule with plastic sleeve max.	2.5 mm ²
2 conductors with same cross section, stranded, TWIN ferrules with plastic sleeve, max.	0.5 mm ²
Stripping length	8 mm ... 10 mm
Internal cylindrical gage	A3
Connection method	Plug connection

Standards and Regulations

Connection in acc. with standard	CSA
	IEC 61984
Flammability rating according to UL 94	V0

Plug - SP 2,5/15 - 3040397

Classifications

eCl@ss

eCl@ss 4.0	272607xx
eCl@ss 4.1	27260701
eCl@ss 5.0	27260701
eCl@ss 5.1	27260701
eCl@ss 6.0	27141151
eCl@ss 7.0	27141151
eCl@ss 8.0	27141151
eCl@ss 9.0	27141151

ETIM

ETIM 2.0	EC000897
ETIM 3.0	EC000897
ETIM 4.0	EC002021
ETIM 5.0	EC002021

UNSPSC

UNSPSC 6.01	30211802
UNSPSC 7.0901	39121402
UNSPSC 11	39121402
UNSPSC 12.01	39121402
UNSPSC 13.2	39121402

Approvals

Approvals

Approvals

CSA / UL Recognized / VDE Gutachten mit Fertigungsüberwachung / cUL Recognized / LR / GL / BV / RS / IECCEB Scheme / EAC / cULus Recognized


Ex Approvals

Approvals submitted


Approval details

Plug - SP 2,5/15 - 3040397


Approvals

CSA 


	B	C	D
mm ² /AWG/kcmil	24-12	24-12	24-12
Nominal current I _N	20 A	20 A	5 A
Nominal voltage U _N	300 V	300 V	300 V

UL Recognized 

	B	C	D
mm ² /AWG/kcmil	28-12	28-12	28-12
Nominal current I _N	20 A	20 A	5 A
Nominal voltage U _N	300 V	300 V	600 V

VDE Gutachten mit Fertigungsüberwachung 

mm ² /AWG/kcmil	0.2-4
Nominal voltage U _N	500 V

cUL Recognized 

	B	C	D
mm ² /AWG/kcmil	28-12	28-12	28-12
Nominal current I _N	20 A	20 A	5 A
Nominal voltage U _N	300 V	300 V	600 V

LR


GL

BV

Plug - SP 2,5/15 - 3040397

Approvals

RS

IECEE CB Scheme 


mm²/AWG/kcmil

0.2-4

Nominal voltage UN

500 V

EAC

cULus Recognized 

Accessories

Accessories

Insulating sleeve

Insulating sleeve - ISH 2,5/0,2 - 3002843



Insulating sleeve, Color: white

Insulating sleeve - ISH 2,5/0,5 - 3002856



Insulating sleeve, Color: gray

Plug - SP 2,5/15 - 3040397

Accessories

Insulating sleeve - ISH 2,5/1,0 - 3002869



Insulating sleeve, Color: black

Mounting material

Latching - PR - 3040559



Latching, Number of positions: 1, Color: orange

Latching - PR/2 - 3040630



Latching, Number of positions: 2, Color: orange

Latching - PRT/2 - 3040631



Latching, can only be released using a screwdriver, Number of positions: 2, Color: orange

Latching - PRZ - 3040614



Latching, Length: 3 mm, Width: 5.2 mm, Number of positions: 2, Color: orange

Plug - SP 2,5/15 - 3040397

Accessories

Screwdriver tools

Screwdriver - ST-BW - 1207608



Actuation tool, for all 2.5 mm² - 4.0 mm² spring-cages

Shield connection

Shield connection clip - PSH 3-6 - 3040591



Shield connection clip, Color: black

Shield connection clip - PSH 5-10 - 3040601



Shield connection clip, Color: black

Strain relief

Strain relief - PZ/2 - 3040627



Strain relief, Number of positions: 2, Color: black

Plug - SP 2,5/15 - 3040397

Accessories

Strain relief - PZ/4 - 3040643



Strain relief, Number of positions: 4, Color: black

Drawings

Diagram

Derating
curve
for
ST
2,5/
TWIN-
ST/1P,
ST/
2P-
TWIN-
TS/1P
TWIN/
TP
and
plug
versions
STg . .
versions
SP... .


Diagram

Derating
curve
for
STTB
2,5/
QUATTRO/2P,
STTB
2,5/
QUATTRO/4P
and
and
for
plug
versions
versions
SP... .

Plug - SP 2,5/15 - 3040397

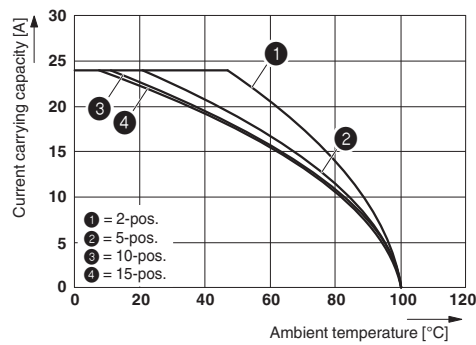
Diagram

Circuit diagram



Derating curve for ST 2,5-4L/1P, ST 2,5-4L/2P and for all plug versions SP...

Diagram



The figure shows the derating curve of the ST 2,5... terminal block in connection with the SP 2,5 plug

Mouser Electronics

Authorized Distributor

Click to View Pricing, Inventory, Delivery & Lifecycle Information:

[Phoenix Contact:](#)

[3040397](#)