

Controller - ILC 200 UNI-PAC - 2862291

Please be informed that the data shown in this PDF Document is generated from our Online Catalog. Please find the complete data in the user's documentation. Our General Terms of Use for Downloads are valid (<http://phoenixcontact.com/download>)



Inline controller with an INTERBUS local bus interface for the Inline installation system, with programming facility in acc. with IEC 61131-3, complete with accessories (connector and labeling field)

Product Description

Inline controller

ILC 200 UNI transforms every Inline station into a distributed functional unit. ILC 200 UNI is installed below an Inline bus coupler (INTERBUS, PROFIBUS, DeviceNet™, Ethernet...). It then controls all the signals of the Inline station in every fieldbus system. This ensures maximum independence from the higher-level fieldbus system.

The functions which can be executed on ILC 200 UNI range from emergency operation functions in the event of a failure of the higher-level fieldbus, to redundancy functions and process data preprocessing, through to the distributed functional unit.

Plant engineering with its constantly changing customer requirements regarding both the fieldbus system and centralized control systems is the main field of application. ILC 200 UNI makes it possible to use identical functional units even when the higher-level fieldbus changes. This saves costs during plant engineering and at startup.

Direct fast inputs and outputs which can be used flexibly in different operating modes such as interrupt input, event counting and pulse generation ensure short response times on site.

All programming of the Inline controller is carried out with PC WORX, the automation software according to IEC 61131.

Product Features

- Fast inputs for interrupt processing, event counting, and period measurement
- 24 V high-speed outputs for pulse width modulation



Key Commercial Data

Packing unit	1 pc
Weight per Piece (excluding packing)	440.0 g
Custom tariff number	85371091
Country of origin	Germany

Technical data

Note

Utilization restriction	EMC: class A product, see manufacturer's declaration in the download area
-------------------------	---

Controller - ILC 200 UNI-PAC - 2862291

Technical data

Dimensions

Width	73 mm
Height	140.5 mm
Depth	71.5 mm

Ambient conditions

Degree of protection	IP20
Ambient temperature (operation)	0 °C ... 55 °C
Ambient temperature (storage/transport)	-25 °C ... 75 °C
Permissible humidity (operation)	5 % ... 85 % (non-condensing)
Permissible humidity (storage/transport)	5 % ... 85 % (non-condensing)
Air pressure (operation)	70 kPa ... 108 kPa (up to 3000 m above sea level)
Air pressure (storage/transport)	66 kPa ... 108 kPa (up to 3500 m above mean sea level)
Shock	25g, Criterion 1, according to IEC 60068-2-27
Vibration (operation)	2g, criterion 1 according to IEC 60068-2-6

Control system

Programming tool	PC WORX
Diagnostics tool	DIAG+ from version 1.14

Mechanical design

Weight	260 g
Diagnostics display	No
Controller redundancy	No

Data interfaces

Interface	INTERBUS local bus (master)
Connection method	Inline data jumper
Transmission speed	500 kBaud / 2 MBaud (can be switched)
Interface	Higher-level INTERBUS local bus (slave)
Connection method	Inline data jumper
Interface	Parameterization/operation/diagnostics
Connection method	RS-232-C, 6-pos. MINI-DIN socket (PS/2)
Transmission speed	19200 Baud

Power supply

Typical current consumption	250 mA (no local bus device connected during idling, bus inactive)
Supply voltage	7.5 V DC (the power supply comes from the upstream bus coupler)
Supply voltage range	19.2 V DC ... 30 V DC
Residual ripple	±5 %
Power dissipation	max. 1.875 W

Controller - ILC 200 UNI-PAC - 2862291

Technical data

Power supply

Max. total permissible current consumption of all I/O terminal blocks	Communications power (7,5 V DC) the power supply comes from the upstream bus coupler
	Analog supply (24 V DC) = 0.5 A

Fieldbus function

Amount of process data	max. 4096 Bit (INTERBUS-Master)
	192 Bit (INTERBUS-Slave)
Number of parameter data	max. 8 Byte (configurable)
Number of supported devices	max. 512
Number of local bus devices that can be connected	max. 63 (observe current consumption)
Number of devices with parameter channel	max. 62
Number of supported branch terminals with remote bus branch	max. 15

Direct I/Os

Input name	Digital inputs
Number of inputs	4
Connection method	Inline potential distributor
Description of the input	Interrupt input, fast counter, pulse generator
Output name	Digital outputs
Number of outputs	2
Connection method	2, 3, 4-wire
Maximum output current per channel	500 mA
Without analog input	yes
Without analog output	yes
Without pulse direction output	No
Number of pulse direction outputs	2
Limit frequency	20 kHz
Without counter input	No
Number of inputs	4
Input frequency	40 kHz

IEC 61131 runtime system

Programming tool	PC WORX
Program memory	typ. 384 kByte (32 K instructions (IL))
Mass storage	330 kByte
Retentive mass storage	8 kByte (NVRAM)
Number of control tasks	8
Realtime clock	Integrated (battery backup)

Standards and Regulations

Controller - ILC 200 UNI-PAC - 2862291

Technical data

Standards and Regulations

Shock	25g, Criterion 1, according to IEC 60068-2-27
Vibration (storage/transport)	2g, criterion 1 according to IEC 60068-2-6
Connection in acc. with standard	CUL
Vibration (operation)	2g, criterion 1 according to IEC 60068-2-6

Classifications

eCl@ss

eCl@ss 4.0	27250203
eCl@ss 4.1	27240601
eCl@ss 5.0	27242215
eCl@ss 5.1	27242207
eCl@ss 6.0	27242207
eCl@ss 7.0	27242207
eCl@ss 8.0	27242207
eCl@ss 9.0	27242207

ETIM

ETIM 2.0	EC000236
ETIM 3.0	EC000236
ETIM 4.0	EC000236
ETIM 5.0	EC000236

UNSPSC

UNSPSC 6.01	43172015
UNSPSC 7.0901	43201404
UNSPSC 11	43172018
UNSPSC 12.01	43201404
UNSPSC 13.2	43201404

Approvals

Approvals

Approvals

UL Recognized / cUL Recognized / EAC / cULus Recognized


Controller - ILC 200 UNI-PAC - 2862291

Approvals

Ex Approvals


Approvals submitted

Approval details

UL Recognized 

cUL Recognized 

EAC

cULus Recognized 

Accessories

Accessories

Connector set

Connector set - ILC IB-PLSET - 2729622



Connector set, for Inline Remote Field Controller

Drivers and interfaces

Controller - ILC 200 UNI-PAC - 2862291

Accessories

Software - IBS OPC SERVER - 2729127



INTERBUS OPC server, communication interface between distributed INTERBUS and Ethernet networks and visualizations.

Programming

Software - PC WORX DEMO - 2985725



Software package for PC-based automation solutions, PC WORX DEMO, contains all 5 IEC languages, with MSFC compiler, max. 16 bytes input and output data

Software - PC WORX BASIC LIC - 2985275



Software package for PC-based automation solutions, PC WORX BASIC license, contains all 5 IEC languages, without MSFC compiler, max. 2048 byte input and output data, version-specific license key

Software - PC WORX PRO LIC - 2985385



Software package for PC-based automation solutions, PC WORX PRO license, contains all 5 IEC languages, with MSFC compiler, max 128 kB input and output data, version-specific license key

Programming cable

Connecting cable - COM CAB MINI DIN - 2400127



Connecting cable, for connecting the controller to a PC (RS-232) for PC WORX with flow control, 3 m in length

Controller - ILC 200 UNI-PAC - 2862291

Accessories

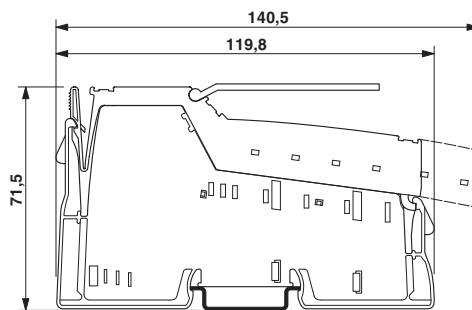
Software - PC WORX PRO-MSFC LIC - 2985495



Software package for PC-based automation solutions, PC WORX PRO-MSFC license, contains all 5 IEC languages and MSFC compiler, max. 64 Kbytes IN, 64 Kbytes OUT, version-specific license key

Drawings

Dimensional drawing



Mouser Electronics

Authorized Distributor

Click to View Pricing, Inventory, Delivery & Lifecycle Information:

Phoenix Contact:

2862291