

RF360 Europe GmbH

A Qualcomm – TDK Joint Venture

SAW Components

Low-Loss Filter

Data Sheet B1610

Series/type: B1610
Ordering code:

Date: Jul 03, 2003
Version:

RF360 products mentioned within this document are offered by RF360 Europe GmbH and other subsidiaries of RF360 Holdings Singapore Pte. Ltd. (collectively, the “RF360 Subsidiaries”). RF360 Holdings Singapore Pte. Ltd. is a joint venture of Qualcomm Global Trading Pte. Ltd. and EPCOS AG. References in this documentation to EPCOS AG should properly reference, and shall be read to reference, the RF360 Subsidiaries.

RF360 Europe GmbH, Anzinger Str. 13, München, Germany

© 2016 RF360 Europe GmbH and/or its affiliated companies. All rights reserved.

These materials, including the information contained herein, may be used only for informational purposes by the customer. The RF360 Subsidiaries assume no responsibility for errors or omissions in these materials or the information contained herein. The RF360 Subsidiaries reserve the right to make changes to the product(s) or information contained herein without notice. The materials and information are provided on an AS IS basis, and the RF360 Subsidiaries assume no liability and make no warranty or representation, either expressed or implied, with respect to the materials, or any output or results based on the use, application, or evaluation of such materials, including, without limitation, with respect to the non-infringement of trademarks, patents, copyrights or any other intellectual property rights or other rights of third parties.

No use of this documentation or any information contained herein grants any license, whether express, implied, by estoppel or otherwise, to any intellectual property rights, including, without limitation, to any patents owned by QUALCOMM Incorporated or any of its subsidiaries.

Not to be used, copied, reproduced, or modified in whole or in part, nor its contents revealed in any manner to others without the express written permission of RF360 Europe GmbH.

Qualcomm and Qualcomm RF360 are trademarks of Qualcomm Incorporated, registered in the United States and other countries. RF360 is a trademark of Qualcomm Incorporated. Other product and brand names may be trademarks or registered trademarks of their respective owners.

This technical data may be subject to U.S. and international export, re-export, or transfer ("export") laws. Diversion contrary to U.S. and international law is strictly prohibited.



SAW Components

Data Sheet B1610

© EPCOS AG 2015. Reproduction, publication and dissemination of this publication, enclosures hereto and the information contained therein without EPCOS' prior express consent is prohibited.

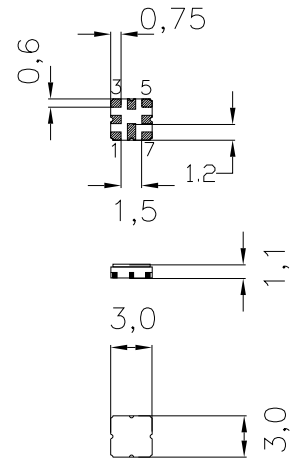
EPCOS AG is a TDK Group Company.


 SMD ceramic package **QCC8D**
Features

- Low loss RF filter for dual conversion
- Usable passband 8 MHz
- No matching network required for operation at 200 Ω
- Balanced to balanced operation
- Low group delay ripple
- Package for **Surface Mounted Technology (SMT)**

Terminals

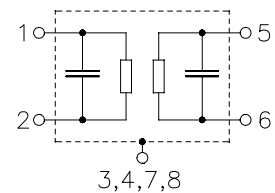
- Ni, gold-plated



Dimensions in mm, approx. weight 0,037 g

Pin configuration

- | | |
|-----|----------------|
| 1 | Input |
| 2 | Input |
| 5 | Output |
| 6 | Output |
| 3,7 | To be grounded |
| 4,8 | Case – ground |



Type	Ordering code	Marking and Package according to	Packing according to
B1610	B39122–B1610–U810	C61157-A7-A72	F61074-V8168-Z000

Electrostatic Sensitive Device (ESD)

Maximum ratings

Operable temperature range	T	–40/+85	°C	
Storage temperature range	T_{stg}	–40/+85	°C	
DC voltage	V_{DC}	0	V	
Source power	P_S	0	dBm	source and load impedance 200 Ω

Data Sheet

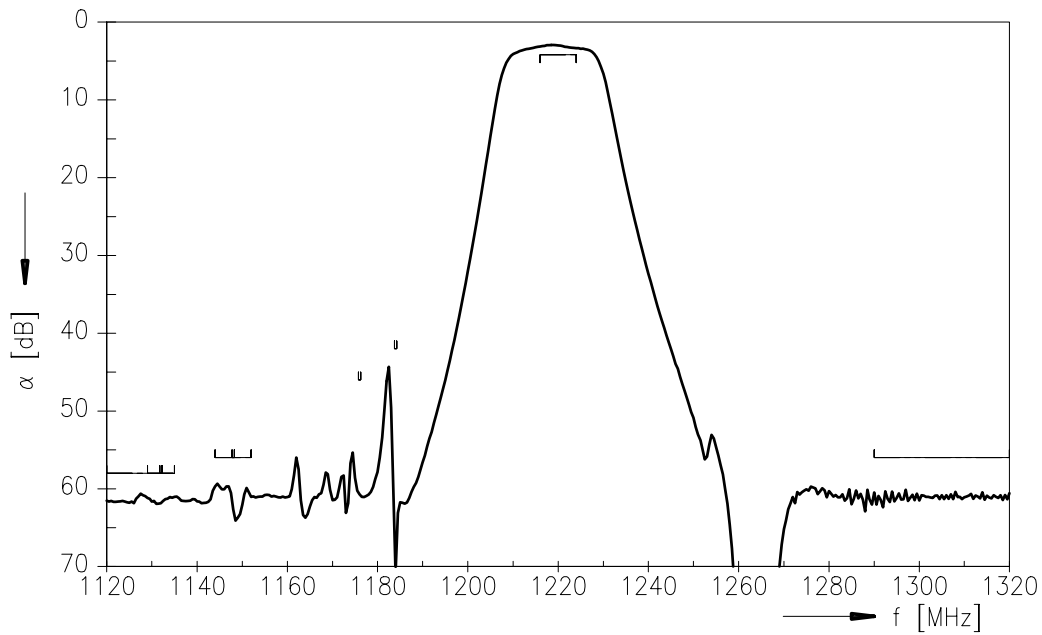
Characteristics

Operating temperature range:	$T = -40\text{ °C} \dots +85\text{ °C}$
Terminating source impedance:	$Z_S = 200\ \Omega$
Terminating load impedance:	$Z_L = 200\ \Omega$

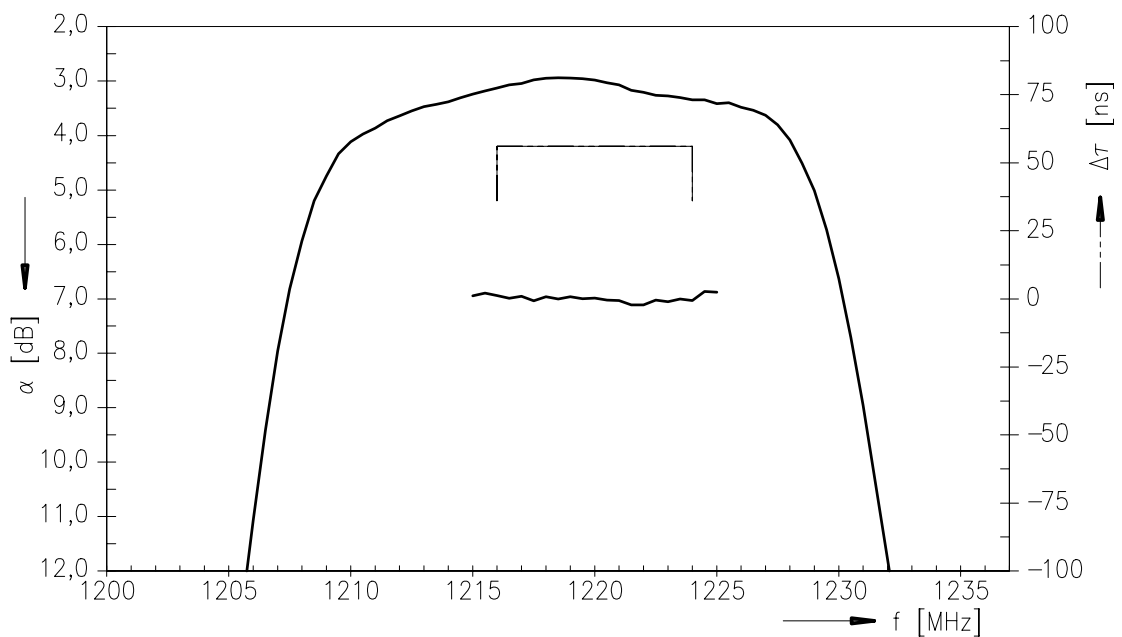
		min.	typ.	max.	
Nominal frequency	f_N	—	1220,00	—	MHz
Maximum insertion attenuation	α_{\max}				
	1216,00 ... 1224,00 MHz	—	3,6	4,2	dB
Amplitude ripple in passband (p-p)	$\Delta\alpha$				
	1216,00 ... 1224,00 MHz	—	0,6	1,2	dB
Attenuation	α				
	500,00 ... $f_N-91,00$ MHz	58,0	62,0	—	dB
	$f_N-91,00$... $f_N-85,00$ MHz	58,0	62,0	—	dB
	$f_N-76,00$... $f_N-68,00$ MHz	56,0	60,0	—	dB
	$f_N-88,00$ MHz	58,0	62,0	—	dB
	$f_N-72,00$ MHz	56,0	60,0	—	dB
	$f_N-44,00$ MHz	46,0	54,0	—	dB
	$f_N-36,00$ MHz	42,0	44,0	—	dB
	$f_N+70,00$... 2000,00 MHz	56,0	62,0	—	dB
Group delay ripple (p-p)	$\Delta\tau$				
	1216,00 ... 1224,00 MHz	—	15	—	ns



Transfer function

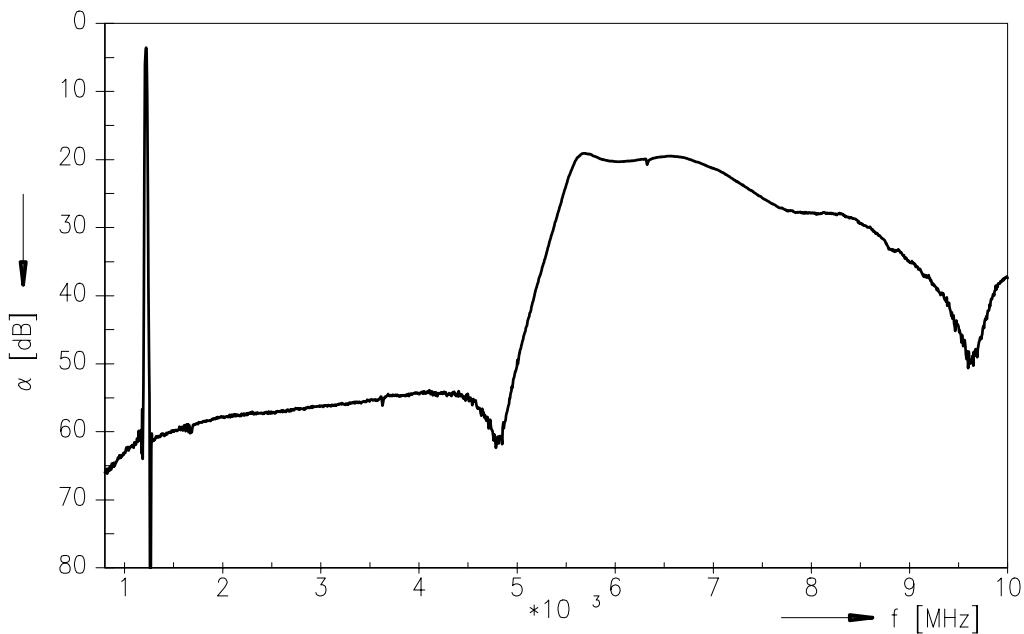
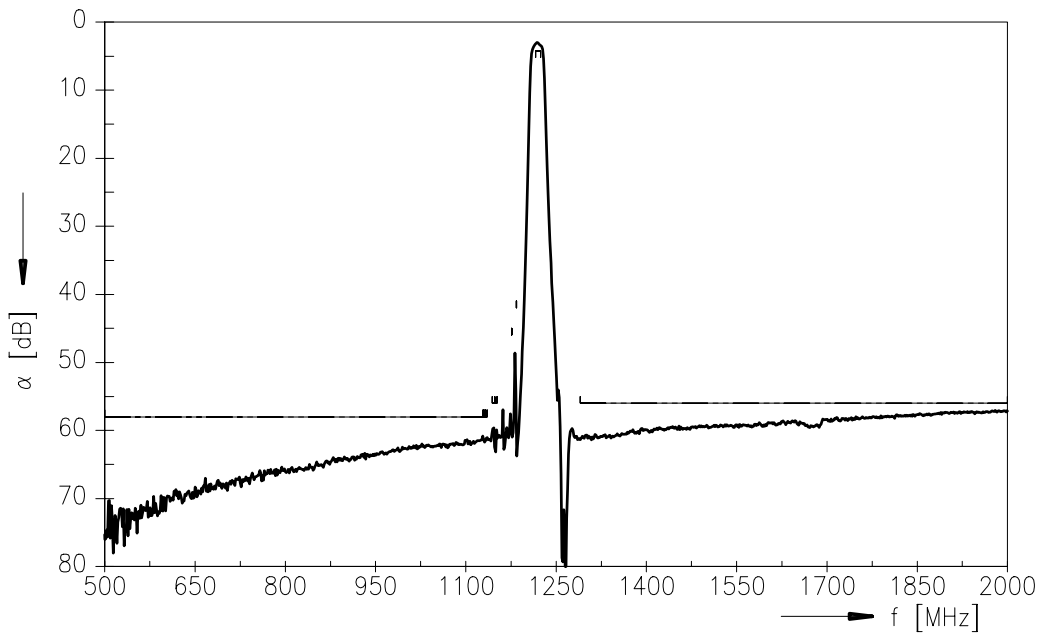


Transfer function (passband)





Transfer function (wideband)



**Published by EPCOS AG****Surface Acoustic Wave Components Division, SAWCE MM PD****P.O. Box 80 17 09, 81617 Munich, GERMANY**

© EPCOS AG 2003. Reproduction, publication and dissemination of this data sheet, enclosures hereto and the information contained therein without EPCOS' prior express consent is prohibited.

Purchase orders are subject to the General Conditions for the Supply of Products and Services of the Electrical and Electronics Industry recommended by the ZVEI (German Electrical and Electronic Manufacturers' Association), unless otherwise agreed.

This brochure replaces the previous edition.

For questions on technology, prices and delivery please contact the Sales Offices of EPCOS AG or the international Representatives.

Due to technical requirements components may contain dangerous substances. For information on the type in question please also contact one of our Sales Offices.

Mouser Electronics

Authorized Distributor

Click to View Pricing, Inventory, Delivery & Lifecycle Information:

[Qualcomm RF360:](#)

[B39122B1610U810](#)