

D-SUB bus connector - SUBCON 25/M-SH - 2761622

Please be informed that the data shown in this PDF Document is generated from our Online Catalog. Please find the complete data in the user's documentation. Our General Terms of Use for Downloads are valid (<http://phoenixcontact.com/download>)




D-SUB connector, 25-pos., male connector, one cable entry < 35°, universal type for all systems, pin assignment: 1, 2, 3, ..., 24, 25 to screw connection terminal block

Your advantages

- ✓ Easy assembly thanks to knurled screws
- ✓ High level of EMC
- ✓ Assembly under field conditions
- ✓ For universal use
- ✓ Flexibility in terms of cable entry selection
- ✓ Change to the D-SUB orientation through a reversible connection block

Key Commercial Data

Packing unit	1 pc
GTIN	 4 017918 107994
GTIN	4017918107994
Sales Key	07

Technical data

Dimensions

Max. cable diameter	10 mm
Min. cable diameter	4 mm
Width	16 mm
Height	55 mm
Length	79 mm

Ambient conditions

Ambient temperature (operation)	-20 °C ... 75 °C
Ambient temperature (storage/transport)	-25 °C ... 80 °C
Altitude	5000 m (For restrictions see manufacturer's declaration)

D-SUB bus connector - SUBCON 25/M-SH - 2761622

Technical data

Ambient conditions

Degree of protection	IP20
	IP20

General

Nominal voltage U_N	50 V
Nominal current I_N	100 mA
Signal	Modbus
	RS-232
	RS-422
	RS-485
Insertion/withdrawal cycles	> 200
SUBCON fixing screws	4-40 UNC
Tightening torque	0.4 Nm
Housing material	ABS, metal-plated
Pin assignment	All connections are 1:1 on the screw terminal block
MTTF	6706 Years (SN 29500 standard, temperature 25 °C, operating cycle 21 % (5 days a week, 8 hours a day))
	1817 Years (SN 29500 standard, temperature 40 °C, operating cycle 34.25 % (5 days a week, 12 hours a day))
	155 Years (SN 29500 standard, temperature 40 °C, operating cycle 100 % (7 days a week, 24 hours a day))

Connection data

Connection	D-SUB connection
Number of positions	25
Connection method	D-SUB connector
Connection	PCB connection
Connection method	Screw connection
Conductor cross section flexible min.	0.14 mm ²
Conductor cross section flexible max.	1 mm ²
Conductor cross section solid min.	0.14 mm ²
Conductor cross section solid max.	1.5 mm ²
Min. AWG conductor cross section, flexible	26
Max. AWG conductor cross section, flexible	18
Conductor cross section AWG min.	26
Conductor cross section AWG max.	16
Stripping length	5 mm
Tightening torque	0.4 Nm

Standards and Regulations

Free from substances that could impair the application of coating	according to P-VW 3.10.7 57 65 0 VW-AUDI-Seat central standard
Connection in acc. with standard	CUL
ATEX	# II 3 G Ex nA IIC T4 Gc X

D-SUB bus connector - SUBCON 25/M-SH - 2761622

Technical data

Standards and Regulations

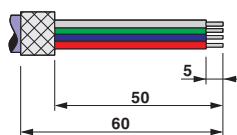
Noxious gas test	ISA-S71.04-1985 G3 Harsh Group A
------------------	----------------------------------

Environmental Product Compliance

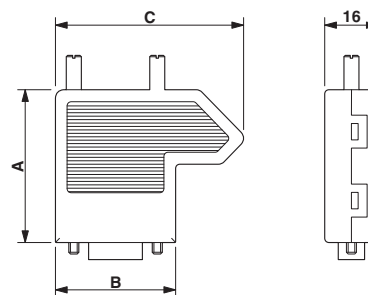
China RoHS	Environmentally Friendly Use Period = 50
	For details about hazardous substances go to tab "Downloads", Category "Manufacturer's declaration"

Drawings

Schematic diagram



Dimensional drawing



Stripping specifications

Approvals

Approvals

Approvals

CSA / UL Recognized / cUL Recognized / EAC / cULus Recognized

Ex Approvals

ATEX

Approval details


CSA		http://www.csagroup.org/services-industries/product-listing/	2437602
-----	--	---	---------

UL Recognized		http://database.ul.com/cgi-bin/XYV/template/LISEXT/1FRAME/index.htm	FILE E 238705
---------------	--	---	---------------

D-SUB bus connector - SUBCON 25/M-SH - 2761622

Approvals

cUL Recognized		http://database.ul.com/cgi-bin/XYV/template/LISEXT/1FRAME/index.htm	FILE E 238705
----------------	---	---	---------------

EAC		EAC-Zulassung
-----	---	---------------

cULus Recognized	
------------------	---

Phoenix Contact 2019 © - all rights reserved
<http://www.phoenixcontact.com>

PHOENIX CONTACT GmbH & Co. KG
Flachsmarktstr. 8
32825 Blomberg
Germany
Tel. +49 5235 300
Fax +49 5235 3 41200
<http://www.phoenixcontact.com>