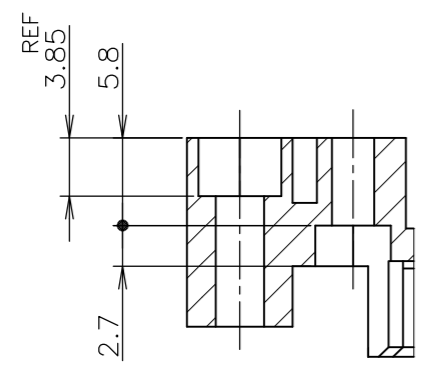
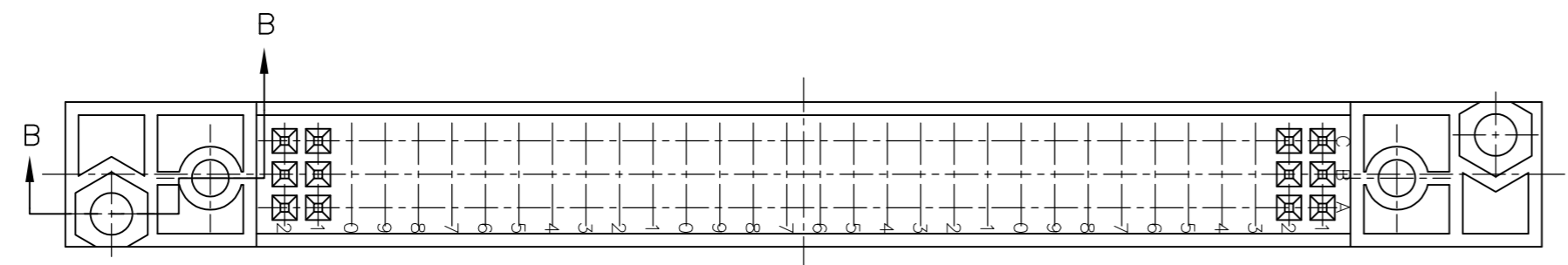
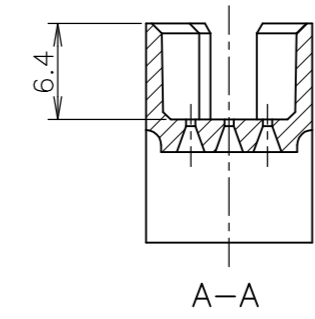
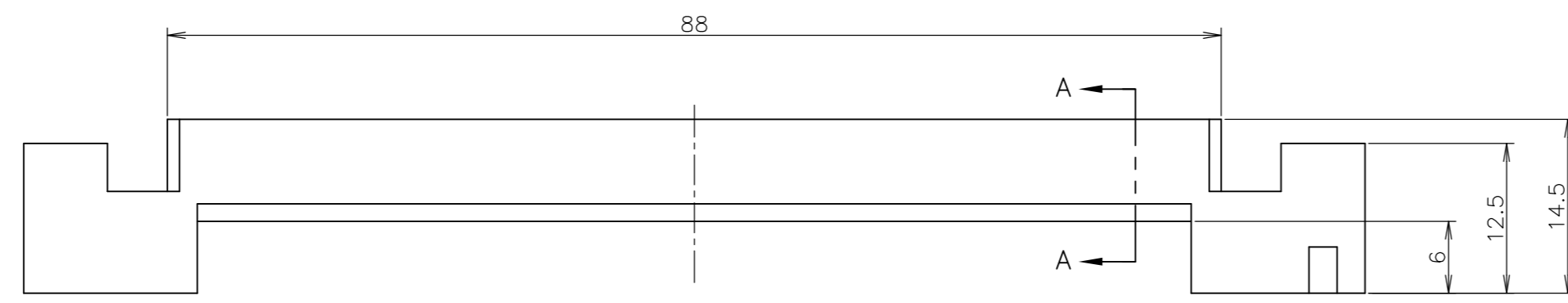
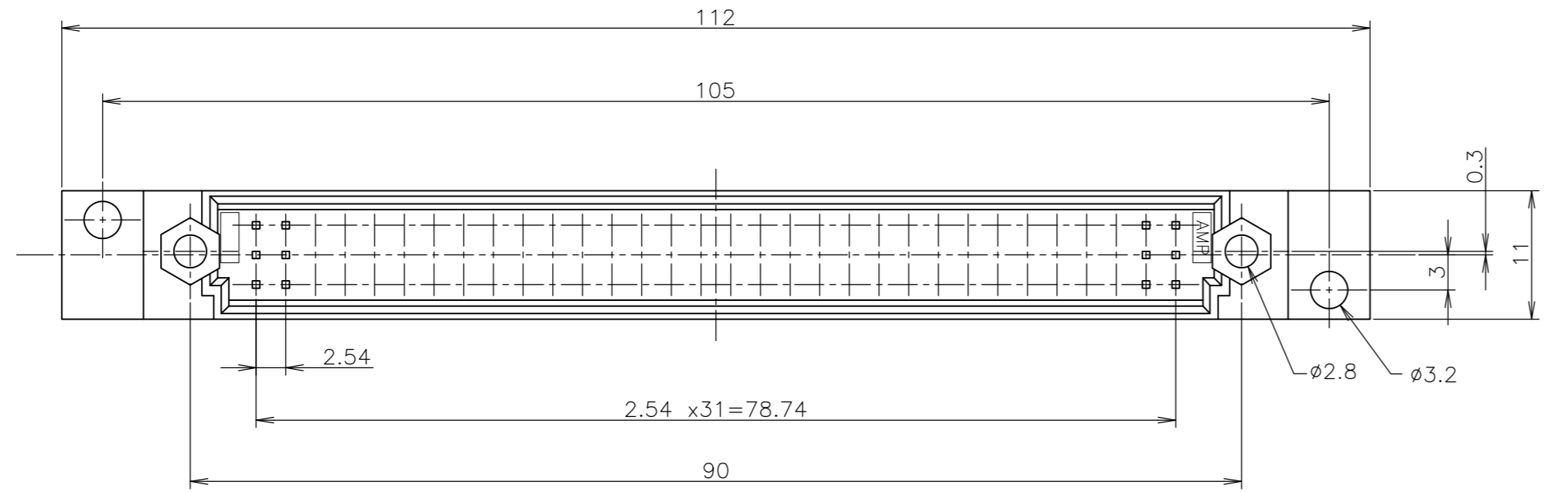


THIS DRAWING IS UNPUBLISHED. RELEASED FOR PUBLICATION APR, 1987.
 © COPYRIGHT 1987 BY TYCO ELECTRONICS CORPORATION. ALL RIGHTS RESERVED.

LOC		DIST		REVISIONS			DATE	DWN	APVD
P	LTR	DESCRIPTION							
E		REVISED	ECR-08-012319			19AUG2008	T.T	T.F	

-1: AS SHOWN



B-B

1 NOT INCLUDING THE M2.6 NUT.

GENERAL TOLERANCE
 一般公差

10 ≥ : ±0.2
30 ≥ > 10: ±0.25
100 ≥ > 30: ±0.3
ANGLES: ±3'

THIS DRAWING IS A CONTROLLED DOCUMENT.		DWN T.YONEBAYASHI 19APR1987	Tyco Electronics Corporation Kawasaki, Japan	
DIMENSIONS: 単位: 寸 mm		CHK H.OBATA 03NOV1987	NAME T.DOI	
TOLERANCES UNLESS OTHERWISE SPECIFIED: 一般公差		APVD T.DOI 08JAN1988	DRAWING NO 番号 C=175405	
0 PLC ± 1 PLC ± 2 PLC ± 3 PLC ± 4 PLC ± ANGLES ±		PRODUCT SPEC 製品規格	RESTRICTED TO	
FINISH 仕上		APPLICATION SPEC 取付通用規格	SIZE A2	CAGE CODE 00779
MATERIAL 材料 PBT, GRAY		WEIGHT	SCALE 尺度 2:1	
		CUSTOMER DRAWING		SHEET 1 of 1
				REV E

Mouser Electronics

Authorized Distributor

Click to View Pricing, Inventory, Delivery & Lifecycle Information:

[TE Connectivity:](#)

[175405-1](#)