

TABLE II
KEYING CODE CHART 


















PART NUMBER 	* *	POSITION OF KEYS
MTCR-10X-04P-	AA	
	AB	
	AC	
	AD	
	BA	
	BB	
	BC	
	BD	
	CA	
	CB	
	CC	
	CD	
	DA	
	DB	
	DC	
MTCR-10X-04P-	DD	

TABLE I

PIN CONTACT AND TOOLING INFORMATION

CONTACT TYPE	MILITARY PART NO.	WIRE STRIP LENGTH	TERMINATION TOOL
SHIELDED CONTACT FOR COAX CABLE D-602-0106 OR D-602-0094	_____	SEE DRAWING D-602-0106 OR D-602-0094	SEE DRAWING D-602-0106 OR D-602-0094
CONTACT FOR TWISTED PAIR D-602-0104	_____	SEE DRAWING D-602-0104	SEE DRAWING D-602-0104
POWER CONTACT SIZE 12	M39029/4-12-12	1/4" TO 5/16"	M22520/1-01 POSITIONER M22520/1-02

If this document is printed it becomes uncontrolled.
Check with the web for latest revision.

A	CODE IDENT. NO. 06090	DWG. NO. MTCR-10X-04P	D
DO NOT SCALE THIS DRAWING		CAD NAME: 122698b.TIF	SHEET 2 OF 2

Mouser Electronics

Authorized Distributor

Click to View Pricing, Inventory, Delivery & Lifecycle Information:

[TE Connectivity:](#)

[MTCR-103-04P](#)