
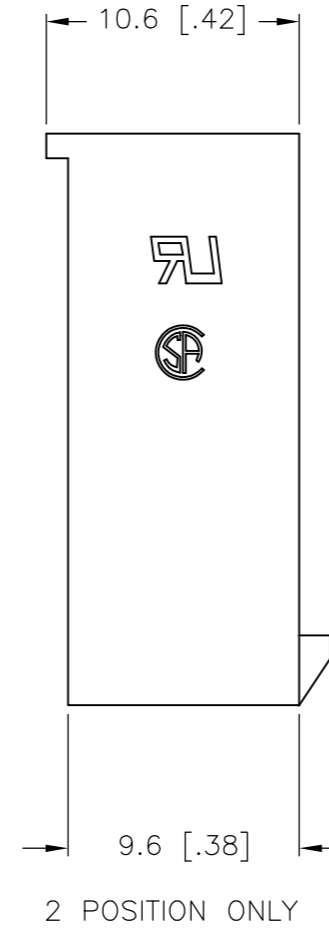
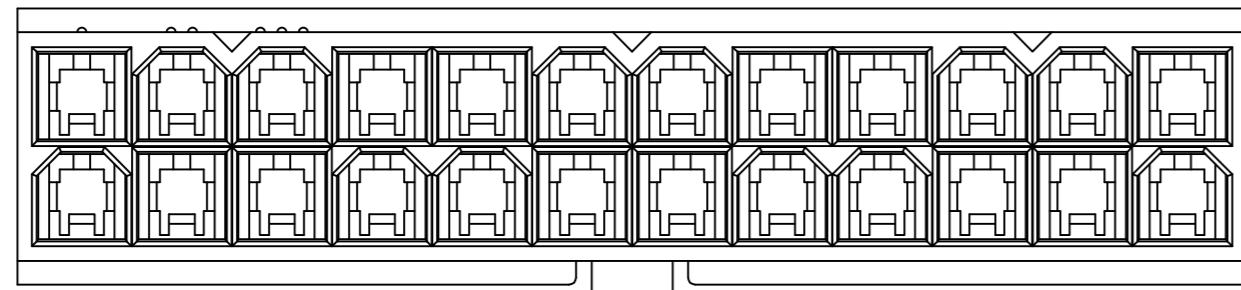
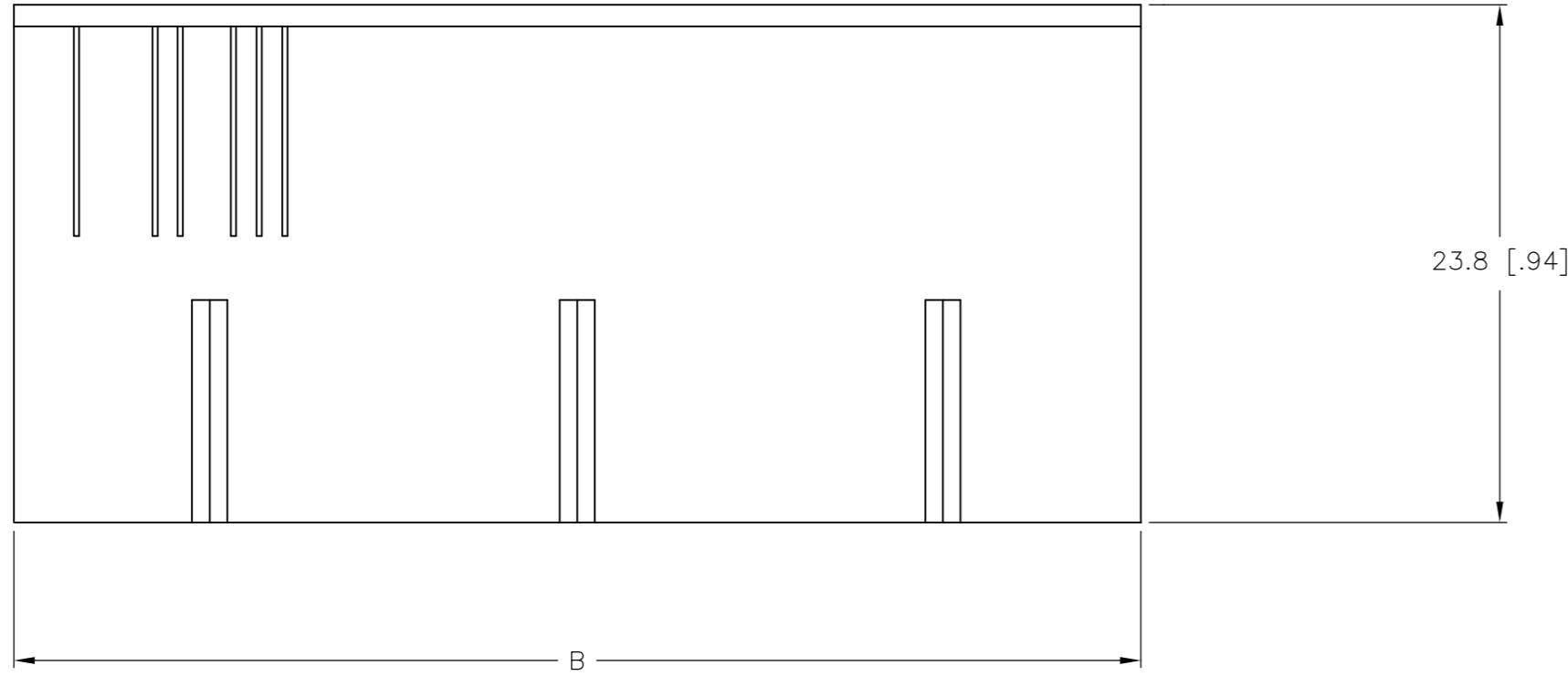
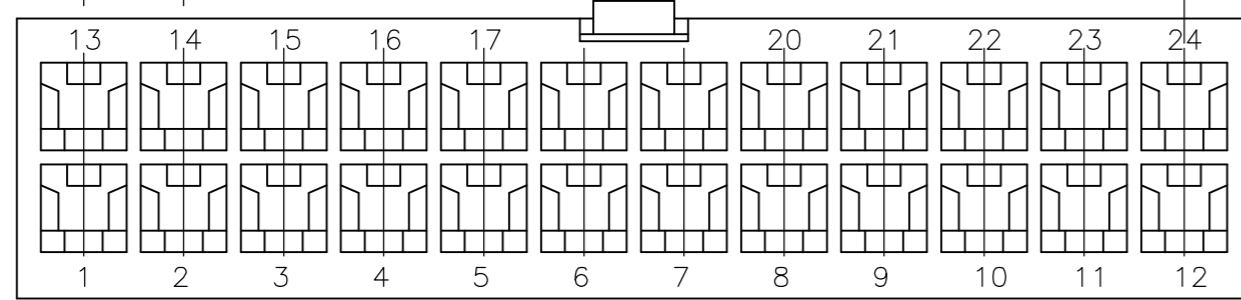
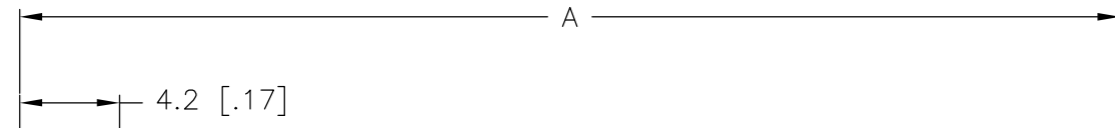
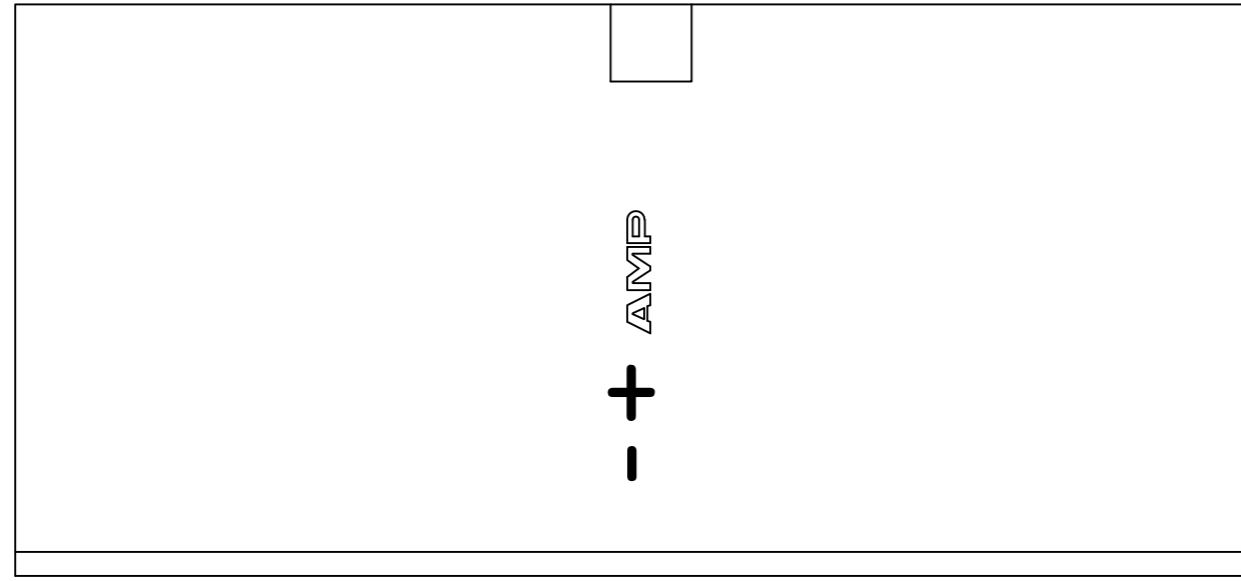


THIS DRAWING IS UNPUBLISHED. RELEASED FOR PUBLICATION  
 © COPYRIGHT By - ALL RIGHTS RESERVED.

LOC		DIST		REVISIONS			
P	LTR	DESCRIPTION		DATE	DWN	APVD	
CM	00	A1	REVISED PER ECO-11-004917		11MAR11	RK	HMR



1 NYLON, UL94V-0.

51.6	46.2	24	2-1586017-4
47.4	42.0	22	2-1586017-2
43.2	37.8	20	2-1586017-0
39.0	33.6	18	1-1586017-8
34.8	29.4	16	1-1586017-6
30.6	25.2	14	1-1586017-4
26.4	21.0	12	1-1586017-2
22.2	16.8	10	1-1586017-0
18.0	12.6	8	1586017-8
13.8	8.4	6	1586017-6
9.6	4.2	4	1586017-4
5.4	--	2	1586017-2
DIM B	DIM A	POS	PART NUMBER

METRIC

THIS DRAWING IS A CONTROLLED DOCUMENT.

DIMENSIONS: mm [INCHES]	TOLERANCES UNLESS OTHERWISE SPECIFIED: 0 PLC ± 1 PLC ± 0.4 [.02] 2 PLC ± 0.25 [.010] 3 PLC ± 0.150 [.0059] 4 PLC ± ANGLES ± FINISH	DWN S. HAMM 30-JUL-2002 CHK D. COLEY 30-JUL-2002 APVD D. COLEY 30-JUL-2002 PRODUCT SPEC APPLICATION SPEC WEIGHT	NAME FREE HANGING PLUG HOUSING, VO, VAL-U-LOK(TM)
MATERIAL 1		CUSTOMER DRAWING	SIZE A2 CAGE CODE 00779 DRAWING NO. C=1586017 RESTRICTED TO - SCALE 1:1 SHEET 1 OF 1 REV A1

TE Connectivity

# Mouser Electronics

Authorized Distributor

Click to View Pricing, Inventory, Delivery & Lifecycle Information:

[TE Connectivity:](#)

[2-1586017-0](#)