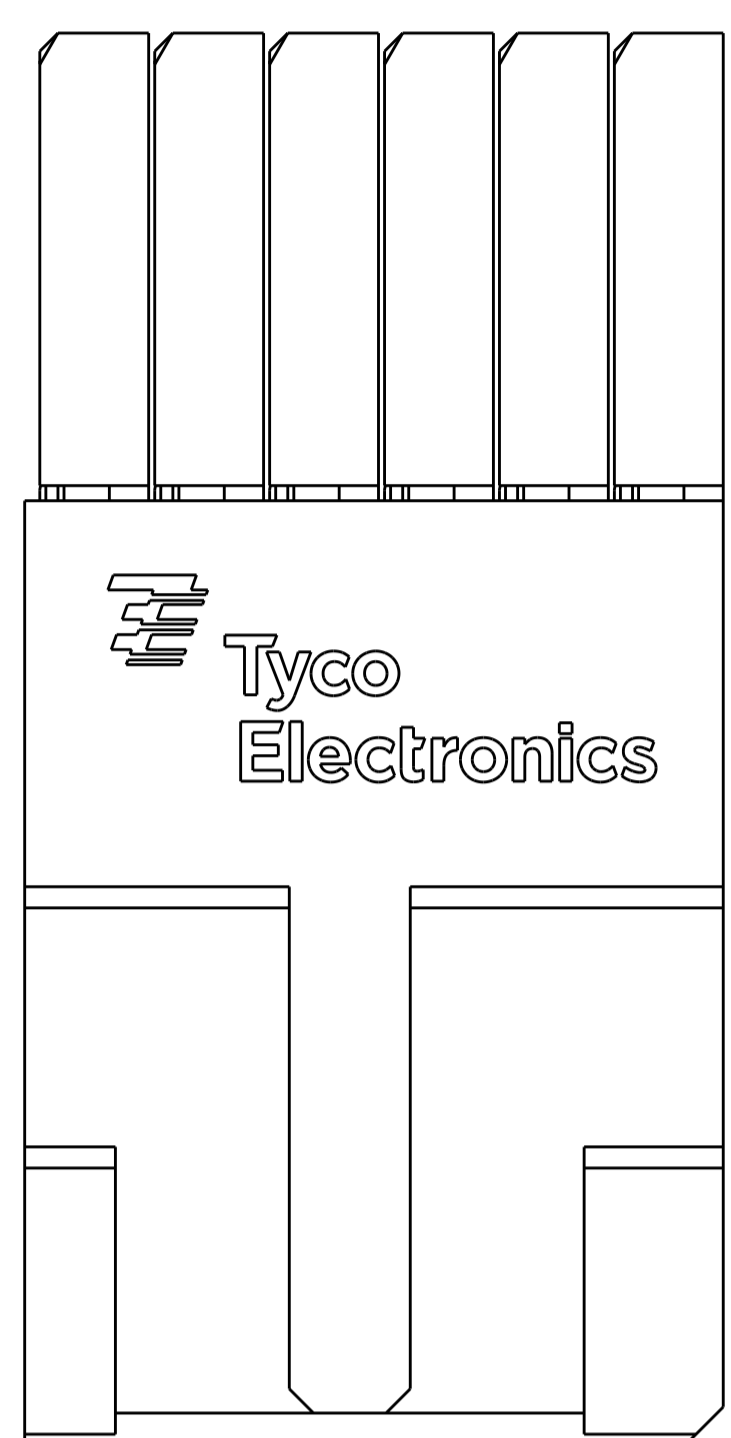
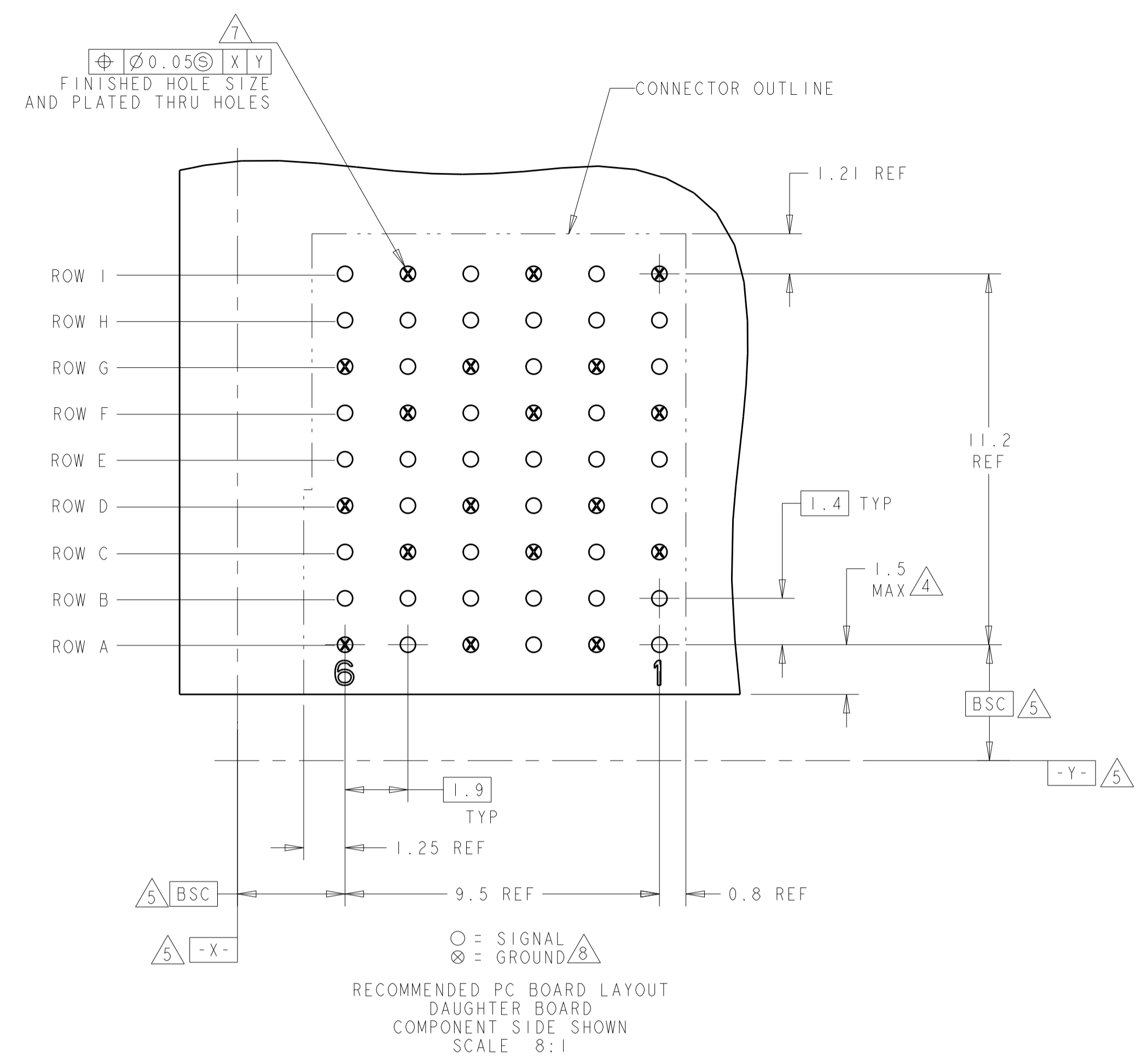
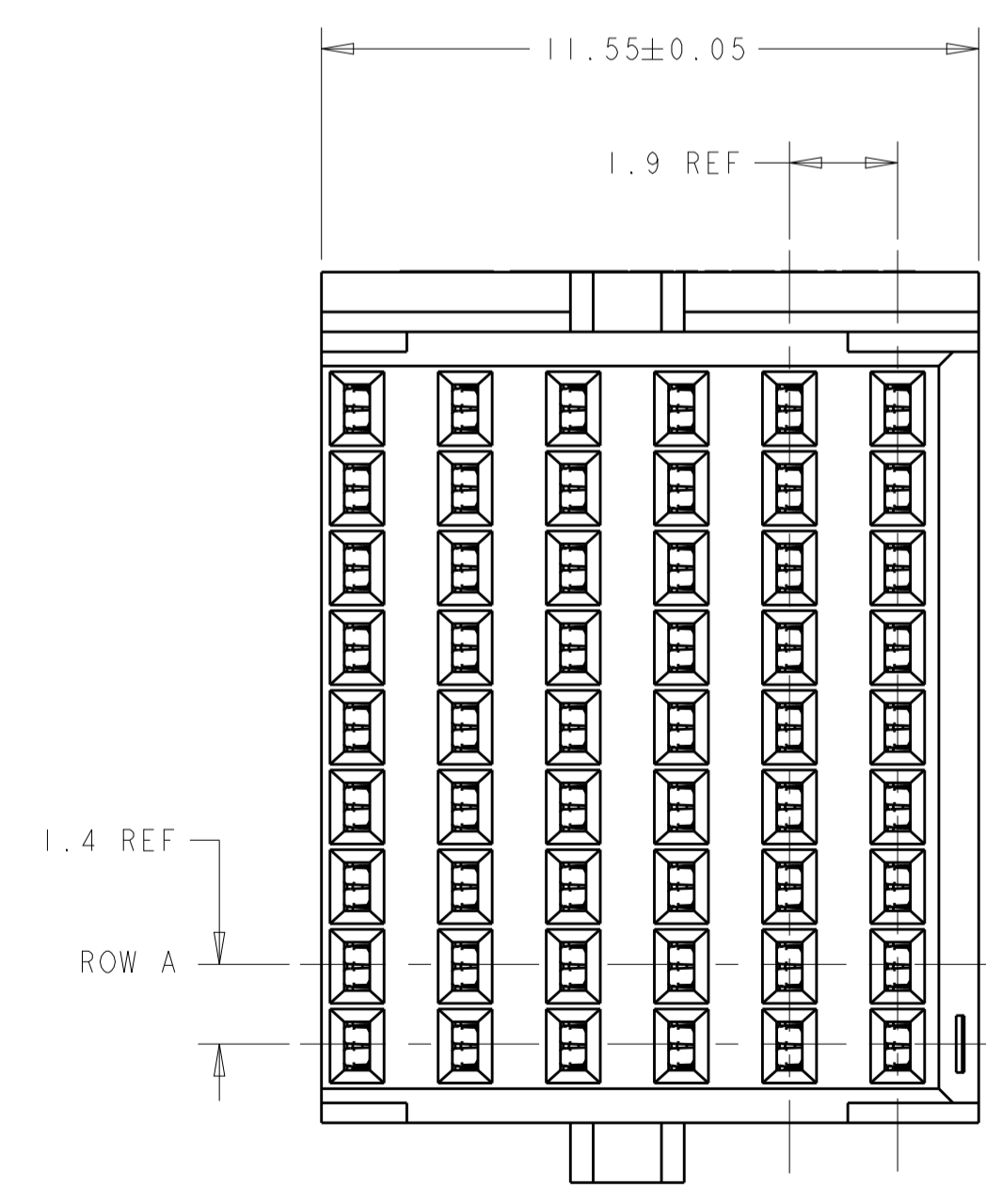
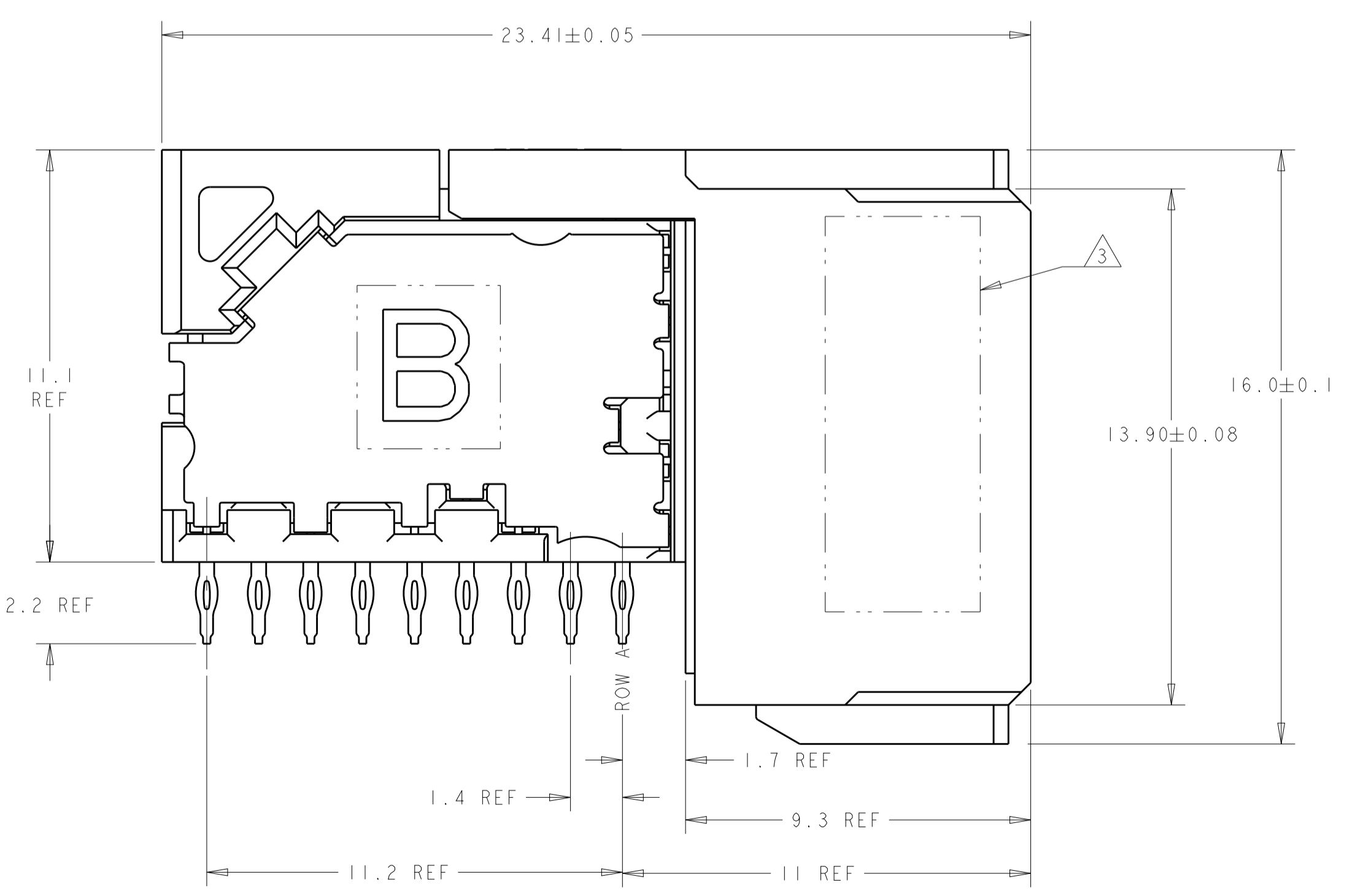


LOC	DIST	REVISIONS					
		P	LTN	DESCRIPTION	DATE	DWN	APVD
AD	00	C		REVISED PER ECO-13-002771	22FEB2013	KH	RP



- 1 MATERIAL:
CONTACT AND SHIELD - PHOS BRONZE
HOUSING AND CHICKLET - LCP, UL 94V-0, COLOR - BLACK
- 2 FINISH:
CONTACT AREA FINISH CONFORMS TO THE REQUIREMENTS OF TE PRODUCT SPECIFICATION 108-2303; BASED ON TELCORDIA GR-1217-CORE FOR SYSTEM QUALITY LEVEL III APPLICATIONS IN CONTROLLED ENVIRONMENTS (CENTRAL OFFICE).
COMPLIANT PIN AREA- 0.5µm MIN MATTE TIN OVER 1.27µm MIN NICKEL.
SHIELD 1.27µm MIN NICKEL.
- 3 CONNECTOR MARKED ON EITHER SIDE OF HOUSING WITH PART NUMBER, DATE CODE AND STANDARD IN APPROXIMATE AREA SHOWN.
- 4 DIMENSION APPLIES TO CENTERLINE OF THRU HOLE.
- 5 DATUMS AND BASIC DIMENSIONS ESTABLISHED BY CUSTOMER.
- 6 CONTACT AREA LUBRICATED WITH BELLCORE APPROVED LUBRICANT. TECHNICAL REFERENCE: GR-1217-CORE, ISSUE 1, NOVEMBER 1995.
- 7 REFERENCE APPLICATION SPEC 114-13202 FOR RECOMMENDED PLATED THRU HOLE DIAMETER AND PLATING THICKNESSES.
- 8 THE GROUNDS IN EACH COLUMN ARE COMMONED.



1934227-1
PART NUMBER

THIS DRAWING IS A CONTROLLED DOCUMENT.		DWN S. MAGARO 31JAN2007	TE Connectivity
DIMENSIONS: mm		CHK W. DAVIS 31JAN2007	
TOLERANCES UNLESS OTHERWISE SPECIFIED:		APVD B. PATTERSON 13JAN2009	NAME RECEPTACLE ASSEMBLY, 3 PAIR, 6 COLUMN
0 PLC ±		PRODUCT SPEC	APPLICATION SPEC
1 PLC ±		APPLIC. SPEC	RESTRICTED TO
2 PLC ±		SIZE CAGE CODE DRAWING NO	A100779C=1934227
3 PLC ±		WEIGHT	SCALE 8:1 SHEET 1 OF 1 REV C
4 PLC ±		CUSTOMER DRAWING	
ANGLES ±			
FINISH			

Mouser Electronics

Authorized Distributor

Click to View Pricing, Inventory, Delivery & Lifecycle Information:

[TE Connectivity:](#)

[1934227-1](#)