

4

3

2

1

THIS DRAWING IS UNPUBLISHED.

RELEASED FOR PUBLICATION

© COPYRIGHT

ALL RIGHTS RESERVED.

LOC

DIST



REVISIONS

P	LTR	DESCRIPTION	DATE	DWN	APVD
	G1	ECR-13-017849	29NOV13	RS	LZ

REPLACED BY OCEAN STYLE APPLICATOR PART  
NUMBER 2151170-1

FOR REPLACEMENT PARTS FOR APPLICATOR 1528054  
REFER TO ADDITIONAL PAGE(S). SPARE PARTS KIT (IF LISTED)  
WILL REMAIN AVAILABLE.

THE REPLACEMENT OCEAN STYLE APPLICATOR HAS THE  
SAME TERMINATOR/PRESS INTERFACE AS APPLICATOR  
1528054

THIS DRAWING IS A CONTROLLED DOCUMENT.		DWN R.SHEN		 TE Connectivity			
DIMENSIONS:		CHK LJ.ZHANG					
		APVD U.GUO		NAME			
		PRODUCT SPEC		FINE ADJ SIDE FD HD-I APPL			
		APPLICATION SPEC					
MATERIAL		WEIGHT		SIZE A 3	CAGE CODE	DRAWING NO C- 1528054	RESTRICTED TO
FINISH		CUSTOMER ACCESSIBLE PRODUCTION DRAWING		SCALE		SHEET 1 OF 2	REV G1

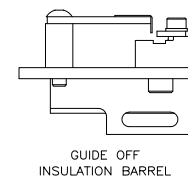
CRIMP DATA (AMP TERMINAL)			
TERMINAL NAME: MICRO TIMER CONTACT FOR SINGLE WIRE SEALING.			
CRIMP	SIZE	TYPE	RANGE
WIRE	2.03 [.080 IN]	F	0.5mm <sup>2</sup> - 1.0mm <sup>2</sup>
INSUL	3.30 [.130 IN]	0	1.4-2.1 [.055-.082 IN]
WIRE STRIP LENGTH		APPL INSTRUCTION	
3.5-4.1 [.138-.161 IN]		408-8322 & 408-8490	

TERMINALS APPLIED				
TERMINAL	SEAL	—	—	—
962876 (B)	964972	—	—	—
962965 (A)	963530	—	—	—
963904 (A)	964971	—	—	—
968015 (B)	—	—	—	—
—	—	—	—	—
—	—	—	—	—
—	—	—	—	—

SET UP GAGE 458637-3	LAYOUT L1426017
-------------------------	--------------------

- VIEW B ROTATED 180°

POST FEED 40 mm STROKE	POST FEED 30 mm STROKE	PRE FEED 30 mm STROKE	PRE FEED 40 mm STROKE
<p>(44) (REF)</p> <p>(47)</p> <p>(49)</p>	<p>(44) (REF)</p> <p>(47)</p> <p>(49)</p>	<p>(44) (REF)</p> <p>(48)</p> <p>(49)</p>	<p>(44) (REF)</p> <p>(48)</p> <p>(49)</p>



GUIDE OFF  
INSULATION BARREL

[illegible]

# Mouser Electronics

Authorized Distributor

Click to View Pricing, Inventory, Delivery & Lifecycle Information:

[TE Connectivity:](#)

[1528054-2](#)